

Cowdenbeath Area Committee

Due to Scottish Government guidance relating to Covid-19, this meeting will be held remotely



Wednesday, 9th February, 2022 - 2.00 p.m.

AGENDA

	<u>Page Nos.</u>
1. APOLOGIES FOR ABSENCE	
2. DECLARATIONS OF INTEREST – In terms of Section 5 of the Code of Conduct members of the Committee are asked to declare any interest in particular items on the agenda and the nature of the interest(s) at this stage.	
3. MINUTE – Minute of Meeting of Cowdenbeath Area Committee of 8th December, 2021	3 – 6
4. PUPIL EQUITY FUNDING (PEF) – Report by the Executive Director - Education & Children's Services	7 – 16
5. AREA ROADS PROGRAMME 2022 – Report by the Head of Assets, Transportation and Environment	17 – 24
6. LOCAL AREA ECONOMIC PROFILES (DECEMBER 2021) – Report by the Head of Business and Employability	25 – 55
7. LCP, WARD AND ANTI-POVERTY BUDGET PROPOSAL – Report by the Head of Communities & Neighbourhoods	56 – 64
8. COWDENBEATH TOWN HOUSE – Report by the Head of Communities & Neighbourhoods	65 - 103
9. COWDENBEATH AREA COMMITTEE FORWARD WORK PROGRAMME	104 - 104

Members are reminded that should they have queries on the detail of a report they should, where possible, contact the report authors in advance of the meeting to seek clarification.

Lindsay Thomson
Head of Legal and Democratic Services
Finance and Corporate Services

Fife House
North Street
Glenrothes
Fife, KY7 5LT

2 February, 2022

If telephoning, please ask for:
Michelle Hyslop, Committee Officer, Fife House
Telephone: 03451 555555, ext. 445279; email: Michelle.Hyslop@fife.gov.uk

Agendas and papers for all Committee meetings can be accessed on
www.fife.gov.uk/committees

THE FIFE COUNCIL - COWDENBEATH AREA COMMITTEE – REMOTE MEETING

8th December, 2021

2.00 p.m. – 2.50 p.m.

PRESENT: Councillors Rosemary Liewald (Convener), Alistair Bain, Alex Campbell, Gary Guichan, Mary Lockhart, Lea McLelland and Darren Watt.

ATTENDING: Sarah Roxburgh, Community Manager (Cowdenbeath Area), Communities and Neighbourhoods; Andrew Walker, Economic Adviser, Town Centre Development Unit, Bill Lindsay, Service Manager, Economy, Planning & Employability Services; Craig Brown, Lead Officer - Area Housing Management, Russell Gray, Housing Manager - Cowdenbeath, Housing Services and Michelle Hyslop, Committee Officer, Legal & Democratic Services.

APOLOGY FOR ABSENCE: Councillor Linda Erskine.

254. DECLARATIONS OF INTEREST

No declarations of interest were submitted in terms of Standing Order No. 7.1.

255. MINUTE

The Committee considered the minute of the meeting of the Cowdenbeath Area Committee of 6th October, 2021.

Decision

The Committee agreed to approve the minute.

256. COMMON GOOD AND SETTLEMENT TRUST FUNDS ANNUAL REPORT 2020-2021

The Committee considered a report by the Executive Director, Finance and Corporate Services advising members of the current status of the Common Good Funds in the Cowdenbeath Area and relevant fund activities over the financial year 2020-21.

Decision

The Committee noted the information contained in the report and relevant appendices for the various Common Good Funds in the Cowdenbeath Area.

257./

257. AREA HOUSING PLAN UPDATE

The Committee considered a report by the Head of Housing Services providing an update on progress in delivering service priorities and performance information for the financial year 2021/22, where figures were available at area level, relating to the Cowdenbeath Area Housing Plan, approved by this Committee in December 2017. A revised Plan for 2022/24 would be presented to the Committee once there had been an opportunity to consult on future priorities for the Cowdenbeath Area.

Decision

The Committee: -

- (1) scrutinised and commented on the work progressed through previous housing plans for quarters 1-2 of the financial year 2021/22;
- (2) commented on Cowdenbeath Area performance for quarters 1-2 of the financial year 2021/22 as detailed in Appendix 1 of the report; and
- (3) noted the expenditure for the HRA locality managed budget for quarters 1-2 of the financial year 2021/22 as detailed in Appendix 2 of the report.

258. COWDENBEATH AREA COMMITTEE FORWARD WORK PROGRAMME

Decision

The Committee noted the draft Forward Work Programme for the Cowdenbeath Area Committee.

259. PUBLIC QUESTIONS

Questions were submitted (in terms of Standing Order No. 6.1) by Mr Tom Kinnaird, resident of Benarty.

Question 1

Following the change of boundary between Benarty and Lochgelly from the Loch Fitty Burn to the Farm Road north of Lochgelly High School, I note this has implications with regard to the Benarty settlement boundary. At present the settlement boundary stops at the southern edge of Clune Terrace, Glenraig.

Does the committee agree that as soon as the new planning legislation takes effect, which is coming into force from the Scottish Government, (Q3 2021), the settlement boundary for Glenraig should be examined and redrawn to include the homes and businesses in the south of Glenraig, the most southerly being Longview House and the Fife Cycle Park, and that the current road signs should be relocated to reflect the position of the new boundary line, and should the Lochgelly settlement boundary currently extending into the Lomond Hills Regional Park be moved south to reflect the actual settlement of Lochgelly, in line with the settlement boundaries around the other towns and villages of Fife?

Response./

Response

Identifying community boundaries is a topic which comes to the fore from time to time for reasons which can vary from a community wishing to establish whether a boundary line published on a map reflects the community's own understanding of its extent, to settling a dispute over areas of responsibility where some form of regulatory action is needed.

Since local government reorganisation in the 1970s and the abolition of former burgh and town boundaries, local government boundaries, do not lend themselves to defining individual community boundaries at town or village level. Ward or constituency boundaries are too large and ward boundaries are not always good fits and are based on having some equity in their population. Many other boundaries exist, which can to some degree reflect how our community functions, school catchment areas, travel to work areas, retail catchment areas, for example, although even those have changed or become less relevant given the way society now operates through digital communication, online shopping, and so on.

In the absence of anything else, the planning system in the form of development plan proposals maps, have become the default source of information for many in identifying settlement boundaries. However, it is important to remember that settlement boundaries are there to define and delineate different planning policy areas for the use and development of land. It is therefore a boundary defined for planning purposes not for any other reason such as defining community interests or spheres of influence.

The public question in this case relates to reviewing where Glenraig's southern boundary should be and suggests using the development plan to do this. This is a reasonable and sensible suggestion for planning purposes. The forthcoming FIFEplan Local Development Plan (LDP) review in 2022 offers the chance to review that boundary. The proposed boundary will be subject to public consultation and Area Committee input and will reflect the planning intentions such as restricting the area within which there will be a presumption in favour of development (where policies allow) or setting wider boundaries for longer term future development (the Lochgelly example cited in the question reflects the strategic development proposal in the adopted LDP).

The LDP review will not be able to recommend a boundary until Planning Services' Policy & Place team has carried out its preparatory work or before public consultation and community engagement next year.

Question 2

Shopkeepers in Benarty have watched with keen interest as the shops in Cowdenbeath and Lochgelly have had regeneration grant payments towards both internal and external works to improve their premises and give their shopfronts much needed facelifts.

Can./

2021 CAC 124

Can the committee reveal what criteria had to be met in order to receive these payments and what formula is being used to determine the amount of grant each premises receives, and what is the total amount spent in both Cowdenbeath and Lochgelly to date? Also, will the other towns and villages in the Cowdenbeath Area be offered this much needed assistance?

Response

In Lochgelly, as part of the Charrette, a shop front improvement scheme was made available for small scale improvements to shop fronts including painting, security, signage and lighting. A fixtures and fittings grant scheme was also made available for fixed and fitted internal improvements such as slat walling, lighting and new flooring.

Both grants covered 75% of eligible costs (excluding VAT) up to a maximum of £1,000. The grants were designed and funded by the Council's Enterprise and Protective Services and were open to all types of commercial premises within Main Street, Bank Street and Auchterderran Road.

To be eligible to apply businesses need to:

- be located within Main Street, Bank Street or Auchterderran Road
- have an annual turnover of less than £1 million
- have no more than 3 outlets in their business chain

More recently and, as part of the economic development funding for Cowdenbeath, a shop front improvement scheme (£10,000 in total) was offered. This amounted to grants of up to £1000 being allocated to businesses and was specifically targeted at Cowdenbeath as one of the 7 key town centres in Fife.

In the last year, £400k of shop grants from the Scottish Government Capital Fund was available and was open to businesses across Fife. In addition to this funding, covid grants were also available to all businesses across Fife to help with PPE, social distancing measures etc.

Decision

The Committee noted the questions submitted by Mr Tom Kinnaird and the respective responses provided.

9th Februaruy 2022
Agenda Item No. 04

Pupil Equity Fund

Report by: Executive Director (Education and Children's Services)

Wards Affected: 7,8 Cowdenbeath

Purpose

To outline the progress of the Pupil Equity Fund through updating members on the work of schools in their practice to address the challenge of Closing the Poverty Related Attainment Gap. This report presents an overview of the rationale, implementation and impact, to date, of the Pupil Equity Fund within schools across the Cowdenbeath Committee Area

Recommendation(s)

Members are asked to:

- (i) note the contents of this report;
- (ii) note the aim of the interventions;
- (iii) note the work of schools in developing their practice to address the challenge of Closing the Poverty Related Attainment Gap; and
- (iv) Link directly with individiaul schools for further information as required

Resource Implications

There are no resource implications

Legal & Risk Implications

None

Impact Assessment

An EqIA is not required because the report does not propose a change or revision to existing policies and practices

Consultation

No formal consultation was required prior to implementation of PEF (Pupil Equity Fund) as this is a national initiative being implemented by Scottish Government

1.0 Background

Nationally

- 1.1 The Pupil Equity Funding (PEF) is funding allocated directly to identified schools by Scottish Government and targeted at closing the Poverty Related Attainment Gap. PEF is one element of the wider Attainment Scotland Funding that the Scottish Government committed to until the end of session 21/22.
- 1.2 The Pupil Equity Funding formed part of the £750m Attainment Scotland Fund which was to be invested over the current Parliamentary term. This fund is directly allocated to schools. We are awaiting advice as to the nature of this funding beyond this current session.
- 1.3 In 2020/21, Fife Council schools received a total of £9,822,973 in Pupil Equity Funding, to support the closing the Poverty Related Attainment Gap. This can be broken down as follows:
 - Primary - £7,350,973
 - Secondary - £2,336,560
 - Special - £136,277

A list of schools in receipt of Pupil Equity Funding in session 2020/21 along with their allocation, can be at viewed at <https://www.gov.scot/publications/pupil-equity-funding-school-allocations-2020-to-2021/>

- 1.4 Schools have also been advised, through National and Local Guidance, that any activity funded by the Pupil Equity Fund must be clearly additional to core activity and be grounded in evidence of what is known to be effective at raising attainment for children affected by poverty. Schools are encouraged to make use of the National Improvement Hub, (<https://education.gov.scot/improvement>); Education Endowment Framework, (<https://educationendowmentfoundation.org.uk/evidence-summaries/>) and sharing practice across the Clusters and South East Improvement Collaborative to support them in identifying research based practice.
- 1.5 The global pandemic, Covid-19, put us all in an unprecedented, challenging situation. In recognition of the financial and other resource implications of maintaining critical provision for children and families at this time, the Deputy First Minister, in 2020, set out a relaxation of current guidance on Attainment Scotland Funding, including Pupil Equity Funding, in order that headteachers can support the education and care of children and young people during the response to the coronavirus pandemic. This flexibility must remain consistent with the principle of equity in education.

2.0 Current Position

- 2.1 In order to provide continued support to schools with the planning and implementation of Pupil Equity Funding, the Education and Children's Service issued revised guidance locally (Appendix 1) This guidance continued to reflect the national guidance (<https://www.gov.scot/publications/pupil-equity-fund-operational-guidance-2018/>) but took cognisance of learning from the first year of implementation of Pupil Equity Funding within Fife schools.
- 2.2 Closing the Gap Networks have been further developed to encourage staff who are engaged in the work related to the Pupils Equity Fund to come together to share

practice and learn from each other. Professional development sessions have also been held for key groups of staff. These are now referred to as ASF (Attainment Scotland Fund) Networks.

Planning and Implementation

- 2.3 Planning for the use of the Pupil Equity Funding should be integrated into ongoing self-evaluation and improvement planning processes. This is in order to ensure that the interventions in relation to closing the Poverty Related Attainment Gap, whilst targeted at identified pupils and groups, are seen as core business and not peripheral to the ongoing work of the school. Schools continue to be advised that planning for this should directly involve pupils, parents and community.
- 2.4 To support schools in planning during this time of uncertainty plans for the use of Pupil Equity Fund have been integrated into School Improvement Plans. Interventions in relation to closing the Poverty Related Attainment Gap, whilst targeted at identified pupils and groups, are seen as core business and not peripheral to the ongoing work of the school. Schools continue to be advised that planning for this should directly involve pupils, parents and community.
- 2.5 As the funding is allocated directly to schools it is the role of the Head Teacher and school community to identify how best to use this funding to ensure equity for their pupils.
- 2.6 As in previous years, schools are advised that they are unable to allocate funding for capital expenditure (building works etc.) through the Pupil Equity Fund.
- 2.7 In recognition of the aforementioned financial and other resource implications of maintaining critical provision for children and families at this time, the funding can be used to address digital exclusion for children and young people at home, particularly for children and young people in receipt of free school meals.

Monitoring and Reporting

- 2.8 Schools are expected to incorporate details of their Pupil Equity Funding plans into existing reporting processes to their Parent Council and include specific sections in their annual reporting through School Improvement Plans and Standards and Quality Reports.
- 2.9 To ensure transparency, these reports, and any other information on Pupil Equity Funding, plans should be publicly available so that parents and other key parties can understand, and be engaged in, what is happening in their school. The Pupil Equity Plan, along with the School Improvement Plan, should be available on all school websites.
- 2.10 Summary information with regards to the impact of Pupil Equity Funding will also be included in each school's annual Standards and Quality Report for parents.
- 2.11 Whilst Closing the Poverty Related Attainment Gap remains a focus of the work of Education Scotland there have been no inspections of schools in the last session due to the pandemic. Within session 20/21 Education Scotland did undertake a series of reviews in which a range of Fife schools participated. These resulted in a series of Overview of Practice reports in which meeting the needs of all learners was implicit. These can be found at <https://education.gov.scot/improvement/supporting-remote-learning/national-overviews/national-overview-of-practice-reports/>

Scrutiny around Finance

- 2.12 Schools continue to be well supported with the financial aspects of Pupil Equity Funding by their link Business Manager. It is essential that Pupil Equity Funding spend is clearly identifiable within school budget systems to ensure that this budget, and spend against it, is tracked discretely for reporting purposes at local and national levels.

Governance

- 2.13 The national operational guidance (<https://www.gov.scot/publications/pupil-equity-fund-operational-guidance-2018/>) requires schools to adhere to their Council's policies in terms of HR (recruitment), commissioning (voluntary sector support) and procurement (goods and services). Separate advice was included for each of these elements within the local authority guidance which was updated in May 2021 (<https://sway.office.com/GV3zwBmPGmgeVZZ9>).

Interventions and Impact

- 2.14 Across the four years the Pupil Equity Funding has been in place, schools across the Cowdenbeath area have identified a range of barriers to learning for pupils who were most disadvantaged through poverty. These included:

- Resilience
- Mental health
- Family engagement
- Exclusion
- Attendance
- Being care experienced
- Engagement in learning

Schools continue to identify these as major barriers which have been further compounded by the effects of Covid-19.

Support and Challenge

- 2.15 Support for schools in the implementation of Pupil Equity Funding is provided at school, Cluster, Education and Children's Services Directorate and national levels.
- 2.16 At a school level, Head Teachers and staff are being supported by their link Education Officer, Business Manager and Educational Psychologist. In January 2021 a Quality Improvement Officer was appointed to support the poverty and equity work within Fife and to work alongside schools in progressing efforts to close the poverty related attainment gap.
- 2.17 Within School Clusters, Head Teachers are encouraged to share practice, discuss challenges in implementation and support colleagues. At Cluster meetings Pupil Equity Funding is a standing item on the agenda. This gives time for schools to discuss progress, impact and challenges and allows for sharing of practice across schools. The Cluster link Education Officers attend these meetings and provide challenge and support for the schools.
- 2.18 A full time link Education Scotland Attainment Advisor is allocated to Fife for the work within the Scottish Attainment Challenge schools and they work closely with the link officer to ensure that learning from work within these schools and from across Scotland can be used to support the work of the Pupil Equity Fund. The Attainment Advisor works closely with the Lead Education Manager. Due to changes at national level a new Attainment Advisor was appointed to Fife in August 2021.

- 2.19 Within the Directorate, the Education Manager with the strategic overview and responsibility for Pupil Equity Funding works closely with the Education Scotland Attainment Advisor and the Quality Improvement Officer to ensure that schools receive support and challenge with regards to the identification of the gaps in their setting and in identifying appropriate interventions. This session six Pupil Equity Fund network meetings have taken place across Fife since. By the end of the 5th network, every school/Head Teacher in Fife in receipt of Pupil Equity Fund had been invited to a network meeting. All meetings were arranged virtually through Teams and attendance was high with at least 80% of those invited attending the meeting. There has been representation from almost all Cowdenbeath area schools at these sessions. The Education Manager takes a monitoring role in the implementation of both the Schools and Pupil Equity Funding reporting at local and national levels.
- 2.20 Nationally, guidance is provided by Education Scotland as well as Scottish Government through the National Improvement Hub (NIH).
<https://education.gov.scot/improvement>

3.0 Conclusions

- 3.1 As identified earlier in this paper, the impact of Covid 19 and subsequent school closures has had a significant impact on all pupils. Schools are continually reflecting upon the use of Attainment Scotland Funding. This has been particularly evident as schools returned after the school break and as they moved into planning for recovery.
- 3.2 There is no doubt that the pandemic has had the greatest impact on our most disadvantaged learners. Throughout this past year our schools have worked relentlessly with families and communities to support learning and wellbeing. However, in line with findings nationally, educational attainment has been affected for all age cohorts and we have seen a widening of the attainment gap in some settings. Our most disadvantaged learners will remain a focus of our work, as though it is essential that we consider the equality aspect of learning and ensure that all of our young people have access to high quality learning and teaching, it is vital that we pay close attention to those learners identified through our Attainment Scotland Fund work, we will look to ensure that these young people receive more than the provision for all and that there is a continued focus upon equity.
- 3.3 A lack of face-to-face pupil contact was the most commonly cited challenge for our schools during school building closures. Despite adapting their approach to remote learning, some schools identified a lack of in-person contact as a barrier to engagement – in terms of delivering the curriculum and maintaining targeted interventions and pastoral care. Approaches to maintain communication and build relationships with pupils and families underpinned the response to these challenges.
- 3.4 Learning from strategies, both prior to and during the school closure period, will support schools in adapting their practice in supporting learners. Where Head Teachers have reported some success with their interventions, they are building upon these and are looking to develop sustainability. Where there have been challenges, Head Teachers have revised plans to implement strategies that will have greater impact on targeted learners.
- 3.5 Reporting on the impact of the Pupil Equity Fund continues to raise challenges for Headteachers, particularly in areas where there is not yet robust data to reliably measure progress. Work with schools on the use of Quality Improvement Methodology has been undertaken with some schools to support them in identifying data that can measure progress. This is having a noticeable impact on the reporting

across those involved. Developing the wider workforce to use this methodology is an identified priority within our Reform and Recovery Agenda.

- 3.6 Due to the incremental nature of the interventions on a pupil or family, there will not always, necessarily, be a noticeable, immediate, gain in pupil attainment within the Curriculum for Excellence levels. As such, it is not always immediately possible to see impact on school attainment as a direct result of interventions through Attainment Scotland Funding. However, we will continue to develop the use of Quality Improvement Methodology to support schools in measuring the direct impact of their interventions.
- 3.7 Whilst our focus is, as always, upon the increased attainment for our pupils, there is a need to recognise and celebrate the work that is being undertaken in schools in relation to the incremental improvement in outcomes for learners through targeted interventions funded by the Pupil Equity element of the Attainment Scotland Fund.

List of Appendices

1. Fife schools in receipt of Pupil Equity Funding Session 18/19 National Pupil Equity Funding guidance 2018/2019 Interventions and Impact Overview

Background Papers

None

Report Contacts

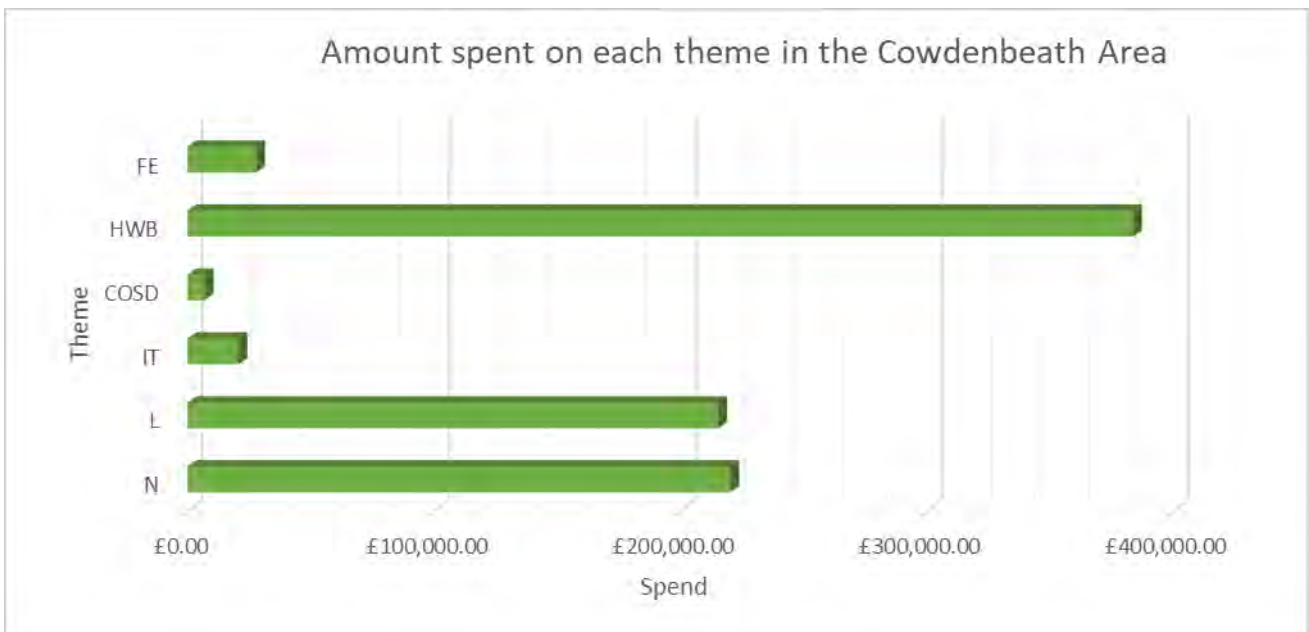
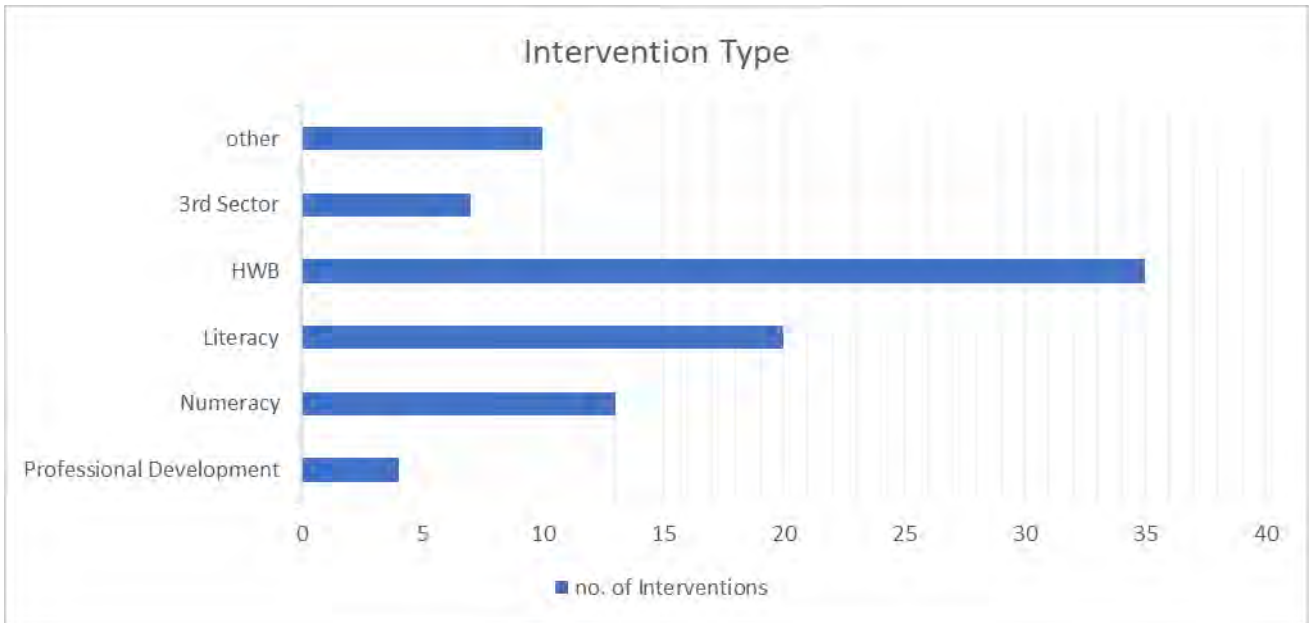
Sarah Else
Education Manager
Rothesay House
Telephone: 03451 55 55 55 ext. 471855
Email – sarah.else@fife.gov.uk

Zoe Thomson
Quality Improvement Officer
Rothesay House
Telephone: 078680735209
Email – zoe.thomson@fife.gov.uk

Pupil Equity Fund Overview**Cowdenbeath Area****Session 20/21**

School	Roll (approximate)	SIMD Average	2020-21 Total Allocation including Top-up
Benarty Primary School	295	2	£156,248
Cardenden Primary School	156	3	£57,565
Cowdenbeath Primary School	176	3	£105,732
Crossgates Primary School	225	7	£36,419
Denend Primary School	152	3	£69,313
Foulford Primary School	358	5	£76,362
Hill of Beath Primary School	182	3	£51,691
Holy Name RC Primary School	40	3	£16,447
Kelty Primary School	466	5	£135,102
Lochgelly South Primary School	166	4	£56,390
Lochgelly West Primary School	230	3	£89,285
Lumphinnans Primary & Community	122	3	£50,751
St Agatha's R C Primary	232	3	£83,411
St Bride's R C Primary School	172	3	£57,565
St John's R C Primary School	214	5	£42,293
St Joseph's R C Primary School	121	4	£54,981
St Kenneth's R C Primary School	260	2	£146,850
St Margaret's R C Primary School	349	7	£34,069
St Marie's R C Primary School	358	4	£95,159
St Ninian's R C Primary School	132	4	£48,167
St Patrick's R C Primary School	186	4	£38,768
St Paul's R C Primary School	192	4	£46,992
St Serf's R C Primary School	63	2	£29,370
Beath High School	1268	4	£163,297
Lochgelly High School	804	3	£151,549
St Andrew'd RC High School	836	4	

Range of Interventions across Cowdenbeath Area



Key	HWB- Health & Wellbeing	COSD – Cost of School Day	IT – Information Technologies
L- Literacy	N - Numeracy	FE – Additional Resource	

Examples from Cluster Schools of Work Being Undertaken Through PEF

Strand	Intervention(s)	Impact
Literacy	Across the cluster a range of interventions have been implemented to support literacy. These have included additional staffing to provide targeted supports in aspects such as phonological awareness/ writing/ speech development; developing the use of data with staff to improve planning and identify learners who would benefit from additional input and supported reading groups.	Identified evidence of impact from interventions across the cluster: -almost all children in primary 1 can now write their name. - all target pupils had improved the number of speech sounds they could say correctly. - In identified reading groups almost all pupils increased their word reading of CVC words. - In identified writing groups most children improved in their ability in writing sentences.
Numeracy	Although no clear numeracy intervention is identified most schools identify the use of additional teachers/ pupils support staff and probationer staff to support numeracy within the class setting as part of the wider support given to learners.	
Health and Wellbeing	Due to many of the restrictions during lockdown Outdoor Learning nurture base and emotional/wellbeing support were key priorities within all of our schools and many were able to fund development of this area through additional funding. The majority of the funding spent on this strand supported the employment of additional staff to target groups and individuals.	Schools report increased confidence during outdoor learning along with improved resilience and teamwork skills.
Professional Development	Across all schools staff engaged in professional learning to develop their own use of IT in order to support online learning during lockdown periods. One Primary school also engaged with visible learning training provided by OSIRIS	Across schools staff (teaching and PSA teams) have completed training in the use of resources such as Clicker 8; SeeSaw; Glow Teams. In schools where this has been undertaken staff report that they are now able to use these programmes to support learners more effectively online and in class.
Additional Staff	Almost all schools within the cluster use some of their funding to employ additional PSAs. These staff work directly with targeted groups and individuals.	Impact is identified through the other strands.
Engagement with 3rd Sector	Schools worked in partnership with First Chances, DAPL Duke of Edinburgh and ASDAN.	
IT Support	IT to support parental engagement during the lockdown periods.	

	<p>Many schools made use of additional funding to purchase IT to support learners during the lockdown period eg SeeSaw; Clicker8</p> <p>Development of ICT skills for all learners, so that all learners P1-7 can competently use Teams, P4-7 GLOW and Office 365</p>	
Cost of School Day	<p>Across the cluster schools are making use of some of their additional funding to reduce costs to young people. Examples of this include payment for residential trips(when allowed); support for resources to use at home during lockdown periods; uniform purchase and breakfast clubs.</p>	

N.B – There was no expectation that schools should undertake work in each of the strands therefore not all strands will contain examples of interventions or impact.

9th February 2022

Agenda Item No. 05

Area Roads Programme 2022-23

Report by: Ken Gourlay, Head of Assets, Transport & Environment

Wards Affected: 7 & 8

Purpose

The purpose of this report is to identify the projects which are proposed for inclusion in the 2022-23 Area Roads Programme for the Cowdenbeath committee area.

Recommendation(s)

Committee is asked to:

- i. Approve the report and appendices 1-3;
- ii. Delegate authority to the Head of Assets, Transportation & Environment to manage the lists of Category 1 and 2 projects in line with the available resources/funding as the programme develops, in consultation with the Area Convener and Vice-Convener;
- iii. Note Appendices 4 & 5.

Resource Implications

The Area Roads Programme is funded from capital and revenue and some ring-fenced budgets. Programmes of work will be adjusted, if required, to ensure that expenditure remains within the Service budget.

Legal & Risk Implications

There are no known legal implications. There is a risk that if capital budgets require to be reduced, we will be unable to deliver all the Area Roads Programme priorities.

Impact Assessment

An Equalities Impact Assessment is not required because the report does not propose a change or revision to existing policies and practices.

Consultation

Committee has been consulted through meetings with Members in the development of the lists of projects.

1.0 Background

- 1.1 The operation, management and maintenance of a safe and efficient transportation network has a major impact on the Fife economy and the quality of life of residents. Delivering transportation projects at local level underpins the priorities of the Fife Council Plan. Roads & Transportation has a key supporting role in relation to promoting a sustainable society, improving quality of life in local communities and growing a vibrant economy. Roads and Transportation Services also provides support to activities which are part of reforming Fife's public services.
- 1.2 The programme has been developed through the assessment and prioritisation of schemes identified by the processes below which follow the guidance identified in Table 5 of the Scheme of Decentralisation and Area Budgets approved by the Executive Committee on 17 November 2015: -
- Feedback from meetings with Elected Members,
 - Scheduled inspections, technical surveys, assessments and interrogation of maintenance management systems,
 - Suggestions received from Elected Members, Community Councils and the public.
- 1.3 At its meeting on 1st February 2018, the Economy, Tourism, Strategic Planning & Transportation Committee approved a methodology for allocating devolved budgets (2018, ETSP&T, 13 para 24 refers). The methodology can be summarised as follows: -
- The Area Committees determine local priorities for carriageway projects based on an Area Committee budget allocation commensurate with the Road Condition Index, as reported annually to the ETSP&T Committee,
 - Local priorities for footway projects are decided based on an Area Committee budget allocation commensurate with the proportion of urban footway mileage,
 - The remaining Road Safety & Traffic Management budget, combined with any available Cycling, Walking & Safer Streets grant funding aligned to safer streets, is allocated to local priorities based on and Area Committee budget commensurate with population numbers,
 - The foregoing is managed and reported via the relevant Area Roads Programme.
- 1.4 The current capital plan includes a budget of £8.25m in 2022-23, to be split 80% for carriageways and 20% for footways.

For the Cowdenbeath committee area, the budgets for 2022-23 are as shown below: -

Devolved Budget	2022-23 Allocation
Carriageways	£403k
Footways	£244k
Road Safety & Traffic Management	£75k

- 1.5 The level of capital resource allocated for carriageways and footways is concerning for future road condition. However, the Council reviews the capital plan every 2-3 years so there will be opportunities to consider additional investment going forward.

2.0 Issues and Options

- 2.1 Appendices 1-3 provide a detailed list of the proposed Area Roads Programme projects for budgets devolved to area committee. Category 1 schemes are committed to the programme dependent on available funding. Category 2 schemes will be promoted into the programme should any of the Category 1 schemes need to be deferred or additional funding becomes available.
- 2.2 An on-line system will be put in place to show how the carriageways and footways programme is progressing throughout the year.
- 2.3 Appendices 4 & 5 provide information on lighting and structures projects. These budgets are not devolved to area committees, but the works locations are provided for information.

3.0 Conclusions

- 3.1 The attached appendices show the proposed 2022-23 Area Roads Programme for the Cowdenbeath Committee area. The type of works, work location and provisional estimates are provided for each project.

List of Appendices

1. Carriageway Schemes
2. Footway Schemes
3. Traffic Management & Road Safety
4. Lighting
5. Structures

Report Contact

Neil Watson
Roads & Lighting Asset Management, Lead Consultant
Bankhead Central, Glenrothes
E-mail – neil.watson@fife.gov.uk

**Cowdenbeath Area Committee
Carriageway Scheme List for 2022-23**

APPENDIX 1

CAT1	To be approved by Committee for delivery in 2022-23
CAT2	To be approved by committee as 'reserve' schemes which can be promoted to CAT1 if an approved CAT1 scheme cannot be delivered.

Available Carriageways Budget

£399,000

Ward	Ward Name	Town	Street	Location	Value	Running Total	Cat
8	Lochgelly, Cardenden and Benarty	Ballingry	B920 Lochleven Road	Hill Road to Fife boundary	£ 90,112	£ 90,112	1
8	Lochgelly, Cardenden and Benarty	Lochgelly	B9149 Ph 1	Muir Road northwards	£ 86,029	£ 176,141	1
7	Cowdenbeath	Crossgates	B925 Springhill Brae	Inverkeithing Road to Curlingknowe	£ 155,271	£ 331,412	1
7	Cowdenbeath	Cowdenbeath	C37 Cuddyhouse Road	Old Perth Road to west of recycling centre	£ 95,000	£ 426,412	1
7	Cowdenbeath	Cowdenbeath	Selkirk Avenue	Full length	£ 79,854		2
7	Cowdenbeath	Cowdenbeath	Elgin Road		£ 30,869		2
8	Lochgelly, Cardenden and Benarty	Lochgelly	North Street Ph 2	Cartmore Road to Ballingry Street	£ 47,000		2
7	Cowdenbeath	Cowdenbeath	Seco Place	Church Street to extent of adoption	£ 35,639		2
7	Cowdenbeath	Cowdenbeath	Mossend Terrace	Woodbank to Braemount	£ 24,471		2
8	Lochgelly, Cardenden and Benarty	Lochgelly	Ballingry Street	Berry Street to Francis Street	£ 23,707		2

**Cowdenbeath Area Committee
Footways Scheme List for 2022-23**

CAT1	To be approved by Committee for delivery in 2022-23
CAT2	To be approved by committee as 'reserve' schemes which can be promoted to CAT1 if an approved CAT1 scheme cannot be delivered.

Available Footways Budget

£176,592

Ward	Ward Name	Town	Street	Location	Scheme Type	Value	Running Total	Cat
7	Lochgelly, Cardenden and Benarty	Lochgelly	Paul Street Phase 3 of 3	Parking bay opposite 28-36 to Park Street	Footway	£ 83,778	£ 83,778	1
8	Lochgelly, Cardenden and Benarty	Lochgelly	Moffat Crescent	Full length	Combined Footway & Lighting	£ 59,793	£ 143,571	1
7	Cowdenbeath	Cowdenbeath	Meldrum Court	Adopted footways around cul-de-sac off Chapel Street	Footway	£ 31,704	£ 175,275	1
7	Cowdenbeath	Cowdenbeath	Broad Street	Joe's Food Bar to Fountain Roundabout	Footway	£ 61,637		2
8	Lochgelly, Cardenden and Benarty	Ballingry	Hill Road	From B920 to Craigie Street	Footway	£ 28,968		2
8	Lochgelly, Cardenden and Benarty	Lochgelly	Lumphinnans Road	Full length, north side	Footway	£ 81,705		2

Cowdenbeath Area Committee
Roads Safety & Traffic Management Scheme List for 2022-23

APPENDIX 3

CAT1	For delivery in 2022-23
CAT2	'Reserve' schemes which can be promoted to CAT1 if an approved CAT1 scheme cannot be delivered.

Available Road Safety & Traffic Management Budget

£74,925

Ward	Ward Name	Town	Street	Location	Scheme Type	Value	Running Total	Cat
7	Cowdenbeath	Cowdenbeath	Foulford Road		Speed Cushions	£ 10,000	£ 10,000	1
8	Lochgelly, Cardenden & Benarty	Kelty	Station Road		Traffic Calming / Pedestrian Improvements	£ 20,000	£ 30,000	1
8	Lochgelly, Cardenden & Benarty	Cardenden	School Lane		School Streets project	£ 25,000	£ 55,000	1
8	Lochgelly, Cardenden & Benarty	Cluny	Cardenden Road*		Traffic Calming	£ 60,000	£ 115,000	1
7	Cowdenbeath	Cowdenbeath	Foulford Road	At shops near High School	Footway Widening	£ 15,000	£ 45,000	2
8	Lochgelly, Cardenden & Benarty	Ballingry	Lochleven Road		Footway Link	£ 10,000	£ 125,000	2
8	Lochgelly, Cardenden & Benarty	Kelty	Black Road		Replace give / takes with speed cushions	£ 5,000	£ 130,000	2
7	Cowdenbeath	Cowdenbeath	Woodend Place		Speed Cushions	£ 5,000	£ 135,000	2

* part funded from 2021-22 £42k budget carry-over

**Cowdenbeath Area Committee
Lighting Scheme List for 2022-23**

CAT1	For delivery in 2022-23
CAT2	'Reserve' schemes which can be promoted to CAT1 if a CAT1 scheme cannot be delivered.

Ward	Ward Name	Town	Street	Location	Scheme Type	Value	Running Total	Cat
7	Cowdenbeath	Cowdenbeath	Phase 6	Union St, Station Rd, Factory Rd, Rosebank	Lighting	£ 50,000	£ 50,000	1
7	Cowdenbeath	Cowdenbeath	Phase 7	Church St, Terris Pl, Thistle St, Wemyss St, Paterson Lane	Lighting	£ 65,000	£ 115,000	1
8	Lochgelly, Cardenden & Benarty	Lochgelly	Moffat Crescent		Combined Footway & Lighting	£ 40,000	£ 155,000	1
7	Cowdenbeath	Kelty	Keltyhill Avenue area		Lighting	£ 130,000		2
7	Cowdenbeath	Cowdenbeath	Phase 8	Gateside Court, Gordon St, Gilmour St, Hill St	Lighting	£ 85,000		2

**Cowdenbeath Area Committee
Structures Scheme List for 2022-23**

CAT1	For delivery in 2022-23
-------------	--------------------------------

Ward	Ward Name	Town	Street	Location	Scheme Type	Value	Running Total	Cat
7	Cowdenbeath	Cowdenbeath	Broad Street	Broad Street Railway Bridge	Site Investigations	£ 150,000	£ 150,000	1

9th February 2022

Agenda Item No. 06

Local Area Economic Profiles (December 2021)

Report by: Gordon Mole, Head of Business and Employability

Wards Affected: All Wards

Purpose

The purpose of this report is to provide members with an annual overview of the local economic profile for the each of the seven local committee areas using the latest available data. The information presented is intended to provide background and context to council activity within each locality and help inform area committee discussion and decision-making.

Recommendation(s)

It is recommended that Members:

1. Consider and comment on the issues raised from the analysis of the latest available data; and,
2. Recognise the ongoing economic impact and uncertainty resulting from the global Covid-19 pandemic and recent UK exit from the European Union.

Resource Implications

There are no resource implications associated with this report.

Legal & Risk Implications

There are no specific legal and risk implications associated with this report.

Impact Assessment

An Equalities Impact Assessment has not been completed and is not necessary as it does not represent a change to policy.

The Fairer Scotland Duty, which came into force on 1 April 2018, requires the Council to consider how it can reduce inequalities of outcome caused by socio-economic disadvantage when making strategic decisions. The information presented in the attached briefing note and accompanying presentation provide members with context on inequalities within their committee area and Fife as a whole.

Consultation

Key officers from within Business & Employability, Legal and Finance have been consulted in the preparation of this overview report.

1.0 Background

- 1.1 Appendix One to this report provides the local economic profiles for each of the Council's seven local committee areas using latest available data as of December 2021.
- 1.2 The profile is based upon a range of economic data published on a regular and systematic basis by reliable sources that include the Scottish Government and Office of National Statistics (ONS).
- 1.3 The lag in the availability of economic data means that these latest figures provide the first real opportunity to assess the initial combined impact of the Covid-19 pandemic (from the start of March 2020 onwards) and the subsequent UK exit from the European Union (from 31st December 2020) on Fife's local economy.
- 1.4 The area profiles and Fife-wide economic analysis inform a range of strategic planning activities including the Strategic Assessment and Local Outcome Improvement Plan (Plan4Fife); local community planning; and the Fife Economy Strategy. The data also provides members with context and background on policy development and impact.

2.0 Wider Economic Perspective

- 2.1 The 2020 global Covid-19 pandemic has had an unprecedented economic impact, the full scale of which has still to fully emerge. The 2021 UK departure from the European Union has also had effects on the national and local economy.
- 2.2 Government support has so far helped to mitigate the immediate impact on businesses. Despite concerns of a significant potential spike, unemployment has remained stable at around pre-Covid levels following the closure of the UK government Coronavirus Job Retention Scheme (CJRS, or furlough scheme) and Self-Employment Income Support Scheme (SEISS) at the end of September 2021.
- 2.3 The economic impact of Covid-19 and business recovery has, to date, been uneven. From a positive perspective, the demand for Fintech services has increased as online retail has thrived. Manufacturing has demonstrated a high degree of resilience and adaptability during the crisis. Construction has bounced back quickly, bolstered by accelerated investment in infrastructure; although the availability of materials and labour has become problematic and material costs have increased. Transportation & Storage services are also in particularly high demand but have been hindered by a shortage of HGV drivers and unprecedented global shipping costs resulting from international supply chain disruption and the combined impact of Covid and additional measures arising from the UK's exit from the European Union.
- 2.4 The high proportions of employment within the public sector and health & social care sector in Fife have protected the jobs of many residents in the region, many of whom are working from home. However, there are longer-term concerns regarding fatigue and mental and physical health and wellbeing among these employees.
- 2.5 Further high-profile failures within the high street retail sector (particularly fashion retail) are having a major impact on town and city centres, although the crisis has prompted a welcome rejuvenation in local town centre trading.
- 2.6 The biggest impact, however, has undoubtedly been felt by the tourism and hospitality sectors. Ongoing changes around restrictions to trading, travel and social distancing

(which have tended to come during the winter season) have continued to offset shorter-lived periods of recovery seen during the summer months. The situation has similarly impacted the entertainment, sports, leisure, and culture sectors.

- 2.7 Inflation is increasing sharply and is predicted to hit a 30-year peak of around 5.5% in mid-2022. As a result, the Bank of England required to raise interest rates from 0.1% to 0.25% in December 2021; the first increase in more than 3 years. The AA reported that average consumer prices for petrol and diesel hit all-time record highs in November. Energy cost inflation and the major changes to the supply of energy, with a total of 24 suppliers having collapsed since the start of September following a spike in wholesale gas prices, . Rail users in Scotland are facing the largest fare rise in nearly a decade, with both peak and off-peak fares set to increase by 3.8% from 24th January 2022 and Fife rail users also facing a significant cut in some local and national services.

3.0 Local and Regional Developments

- 3.1 Work on the Council's Reform & Recovery Programme at the end of 2020 included engagement with members on the development of action plans focussing on Leading Economic Recovery; Addressing the Climate Emergency; Tackling Poverty; and Community Wealth Building (CWB).
- 3.2 The subsequent report to Policy & Coordination Committee on 4th March 2021 approved implementation of short-term Leading Economic Recovery Action Plan aimed at tackling the immediate impact of the Covid-19 pandemic on Fife businesses and local economy.
- 3.3 This work subsequently helped to inform the 2021 refresh of the Plan4Fife and review of governance and delivery arrangements from strategic partnership level through to new people and place leadership forums to support effective delivery moving forward. The new 'Recovery & Renewal: Plan4Fife 2021-24 Update' was published in August 2021.
- 3.4 Revised Fife Partnership governance arrangements have seen the establishment of a new Leading Economic Recovery Board; Addressing Climate Emergency Board; and a Tackling Poverty & Preventing Crisis Board; and an overarching Reform & Recovery Leadership Group that also oversees cross-cutting delivery of the Community Wealth Building agenda.
- 3.5 A 12-month progress update on delivery of the current LER Action Plan is currently being collated and will be reported to the LER Board and Economy, Tourism, Strategic Planning & Transportation Sub-Committee in early 2022.
- 3.6 Work also ongoing in relation to regional economic partnership arrangements; in particular, the further development of action plans supporting the Edinburgh & South-East Scotland Regional Prosperity Framework.
- 3.7 In addition, the Scottish Government's new National Strategy for Economic Transformation is expected to be published in the new year
- 3.8 These developments at local, regional, and national level will subsequently help to inform a refresh of the Fife Economic Strategy during 2022, after the postponement of the scheduled review in 2021 due to the major economic uncertainties resulting from the combined impact of the Covid-19 pandemic and UK exit from the European Union.

4.0 Headline Issues & Opportunities: Cowdenbeath Area

- 4.1 Cowdenbeath has the second highest employment rate in Fife (76.6%), above the figures for both Fife and Scotland as a whole. The female employment in the area (79%) is slightly higher than male employment rate (74%).
- 4.2 Cowdenbeath has the second lowest level of economic inactivity in Fife (17.7%), below the figures for both Fife and Scotland as a whole.
- 4.3 Cowdenbeath has the third highest claimant rate in Fife (6.0%), with an increase of around 217 claimants on pre-pandemic levels.
- 4.4 The Cowdenbeath area has a below-average proportion of people employed in high-skilled jobs (23%); the highest proportion of people employed in upper-middle skilled jobs (38.5%); and the lowest proportion of people employed in elementary occupations (5.7%).
- 4.5 Cowdenbeath has a significantly higher proportion of its working age population with no qualifications (14.2%) than Fife and Scotland as a whole. The area also has the lowest proportion of working age population qualified to NVQ4 or above (20.5%).
- 4.6 Cowdenbeath area has seen a steady improvement in the percentage of 16-19yr olds participating in education, training or employment over the past 5 years to a level of 91.2%, just above the Fife average.
- 4.7 Cowdenbeath SPCA saw the largest fall in number of businesses across Fife between March 2020 and March 2021 (-170 businesses or -8.8%).
- 4.8 Cowdenbeath SPCA has the joint highest proportion of micro businesses in Fife (90.3%).
- 4.9 The number of jobs in the Cowdenbeath area (8,000) remained unchanged between Sept 2019 and Sept 2020.
- 4.10 Cowdenbeath town centre has seen a slight decrease in the percentage of vacant units from 22.7% in 2019 to 21.8% in 2021. Over the same period, the percentage of vacant units in Lochgelly town centre has fallen markedly from 23.8% in 2019 to 17.7% in 2021.
- 4.11 In 2020, the Kirkcaldy & Mid-Fife area saw a 59% fall in visitor numbers on the previous year. Visitor days to Kirkcaldy & Mid-Fife for Jan-Jun 2021 are up only 2.8% on 2020; significantly below the average rate of recovery for Fife of 21.1%.

[Note: UKPC = UK Parliamentary Constituency; SPCA = Scottish Parliamentary Constituency Area]

List of Appendices

1. Local Area Economic Profiles Report (Dec 2021)

Background Papers

- [Leading Economic Recovery Action Plan Report](#) (4th March 2021)
- [Leading Economic Recovery Action Plan: Progress Update Report](#) (9th Sept 2021)
- [Recovery & Renewal: Plan for Fife 2021-2024 Update \(17th Aug 2021\)](#)
- [Fife's Economic Strategy 2017-2027 \(March 2017\)](#)
- FC Briefing Note: UK Government Autumn Budget Statement (27th Oct 2021)
- FC Briefing Note: Scottish Government 2022-23 Budget Statement (9th Dec 2021)

Author / Contact:

Peter Corbett, Lead Officer (Economy)
Fife Council Business & Employability Service
Fife House, North Street Glenrothes KY7 5LT
Email: Peter.Corbett@fife.gov.uk

Introduction

This profile provides an overview of the characteristics and performance of Fife’s labour market and business base, in particular for the period following the early stages of the Covid-19 pandemic. It also provides a summary of key economic developments and business support activity carried out by Fife Council in 2020/21. The profiles are based on a range of publicly available socio-economic data. Whilst much of the data has a time lag, the data presented are the most up-to-date available at the time of writing.

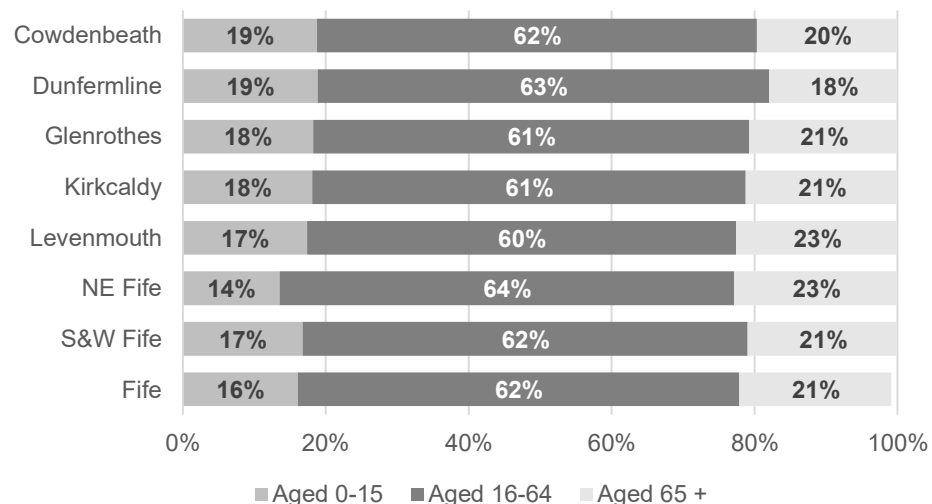
Unless otherwise stated, the data is broken down to the areas covered by each of Fife Council’s seven [Local Area Committees](#).

Population

Figure 1: Mid-2020 Population Estimates; Fife and Local Area Committee Geographies

Cowdenbeath Area	City of Dunfermline	Glenrothes Area	Kirkcaldy Area	Levenmouth	North East Fife	South & West Fife	Fife
41,491	59,943	49,871	60,417	37,722	75,557	49,129	374,130

Figure 2: Population Structure



Around 374,130 people live in Fife, 6.8% of Scotland’s population (Figure 1).

Looking at the population structure of Fife and its committee areas (Figure 2):

- Levenmouth has the smallest proportion of people of working age (aged 16 to 64 years) (60%).
- North East Fife and Levenmouth have the highest proportions of people aged over 65 (23%) whilst Dunfermline has the lowest (18%).
- North East Fife has the largest proportion of people who are of working age (64%), and the lowest proportion of children (14%).

Source: Mid-2020 Electoral Ward Population Estimates, National Records of Scotland.

Employment

Figure 3: Employment Rates, Jul 2020- Jun 2021

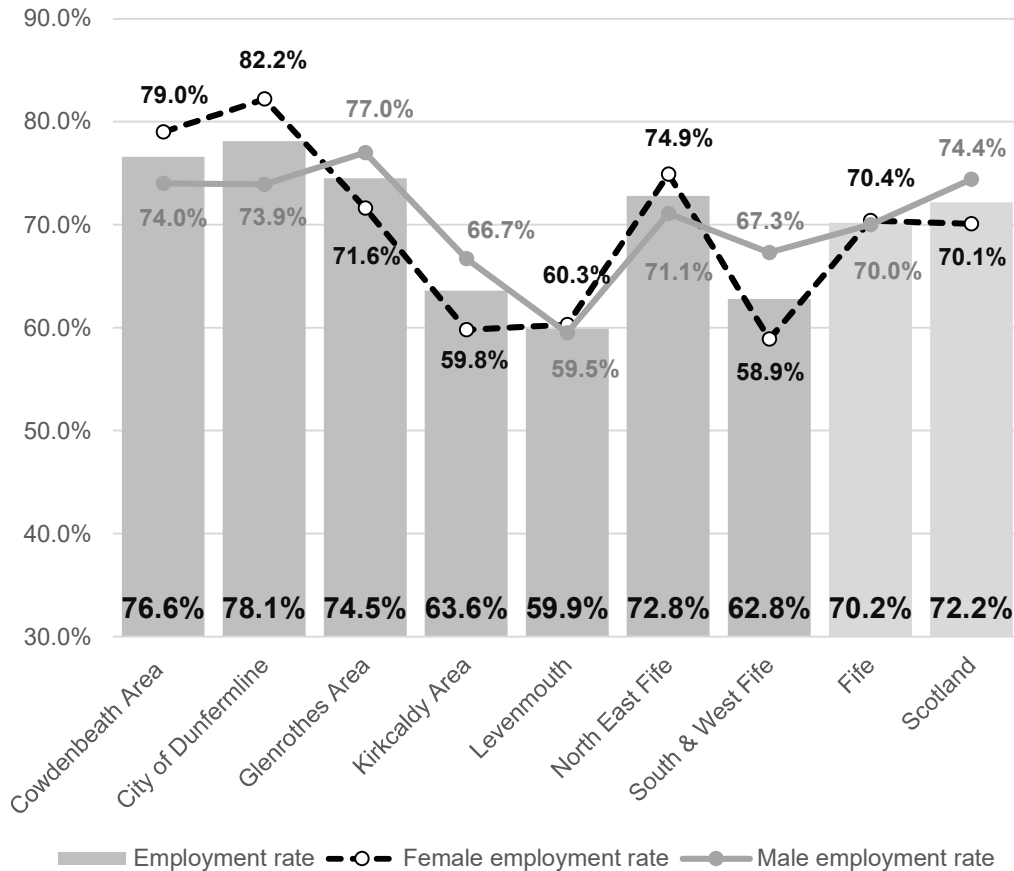
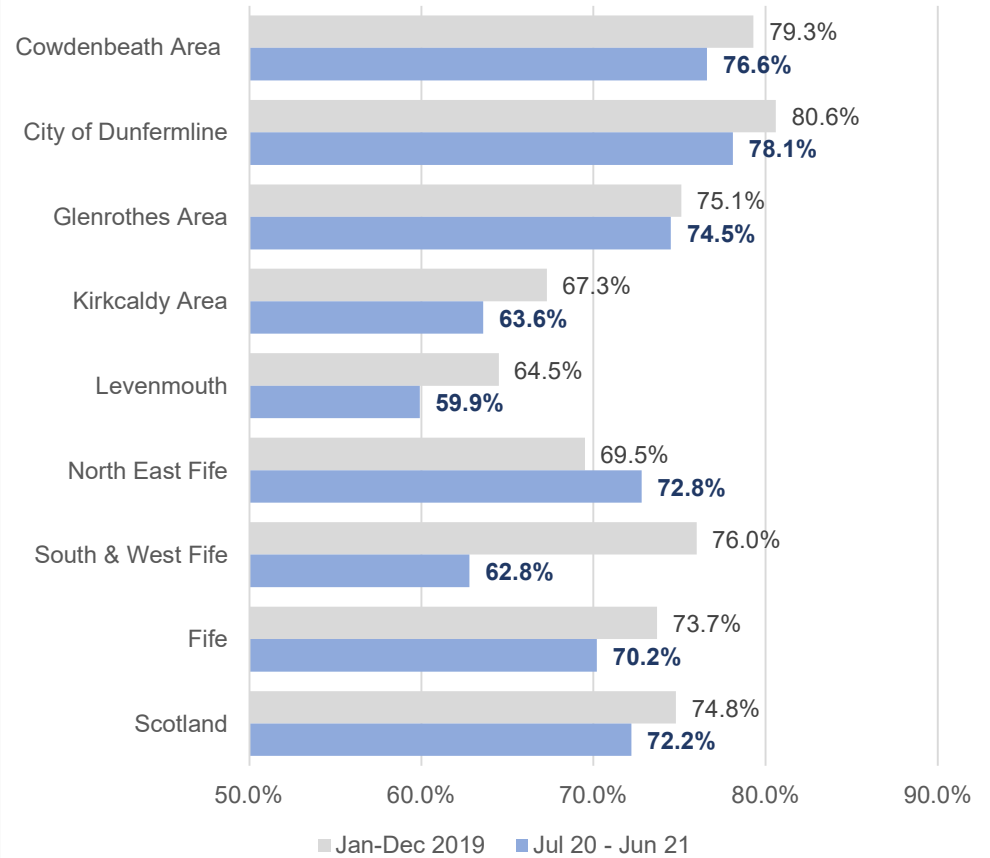


Figure 4: Employment Rate Change 2019-2021



Latest Employment Rates:

Dunfermline's employment rate* (78.1%) is the highest in Fife and significantly above the rate for Scotland as a whole (72.2%) (Figure 3).

The employment rates in the Kirkcaldy and South & West Fife areas and Levenmouth are considerably lower than the Fife and Scottish averages. Levenmouth has the lowest employment rate of all the committee areas in Fife (59.9%).

In the Cowdenbeath area, Dunfermline and North East Fife, the female employment rate is higher than the male, whilst in the Glenrothes, Kirkcaldy and South & West areas, the male employment rate is significantly higher than the female (Figure 3).

Employment Rate Change:

Between 2019 and 2021, employment rates fell in almost all parts of Fife as a result of the impact of the Covid-19 pandemic (Figure 4). Fife's employment rate fell from 73.7% in 2019 to 70.2% in 2021 meaning that approximately three in ten of the region's working age population were unemployed or economically inactive (see sections below).

The highest falls were seen in South & West Fife (-13.2 % points), Levenmouth (-4.6 % points) and Kirkcaldy (-3.7 % points).

North East Fife was the only area to see an increase in its employment rate to above the 2019 pre-pandemic level.

Source: ONS Annual Population Survey, Jul 2020 - Jun 2021.

Note: *employment rate = % of the working age populations (aged 16-64) who are in employment.

Unemployment

Figure 5: Unemployment in Fife, Scotland and the UK

Period	Fife (Numbers)	Fife (%)	Scotland (%)	GB (%)
Jan 2019 to Dec 2019	7,300	4.1%	3.3%	3.9%
Jan 2020 to Dec 2020	8,600	4.9%	4.3%	4.7%
Jul 2020 to Jun 2021	8,700	5.1%	4.7%	5.0%

The latest unemployment figures for Fife are for the 12 months to June 2021, before the furlough scheme ended on 30 September 2021.

Between 2019 and 2021, Fife's unemployment rate increased from 4.1% to 5.1% as an estimated additional 1,400 people became unemployed.

Source: ONS Annual Population Survey, July 2020-June 2021. Note: Numbers and % are for those aged 16 and over. % is a proportion of economically active. Unemployment figures are not shown below the Fife level as sample sizes are too small for reliable estimates.

Economic Inactivity

Figure 6: Proportion of the working age population who are economically inactive, Jul 2020 - Jun 2021

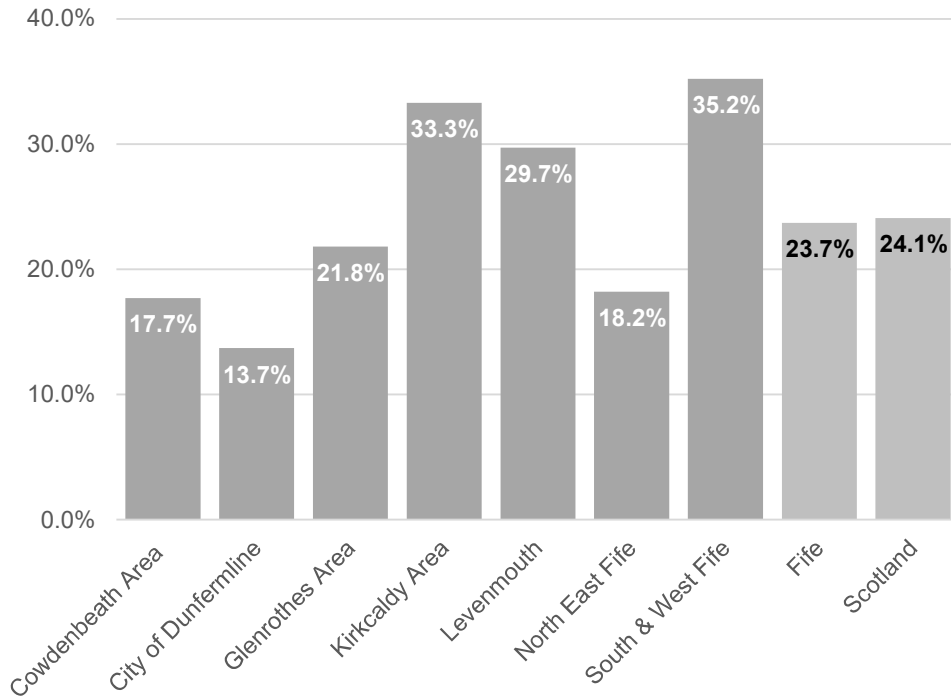
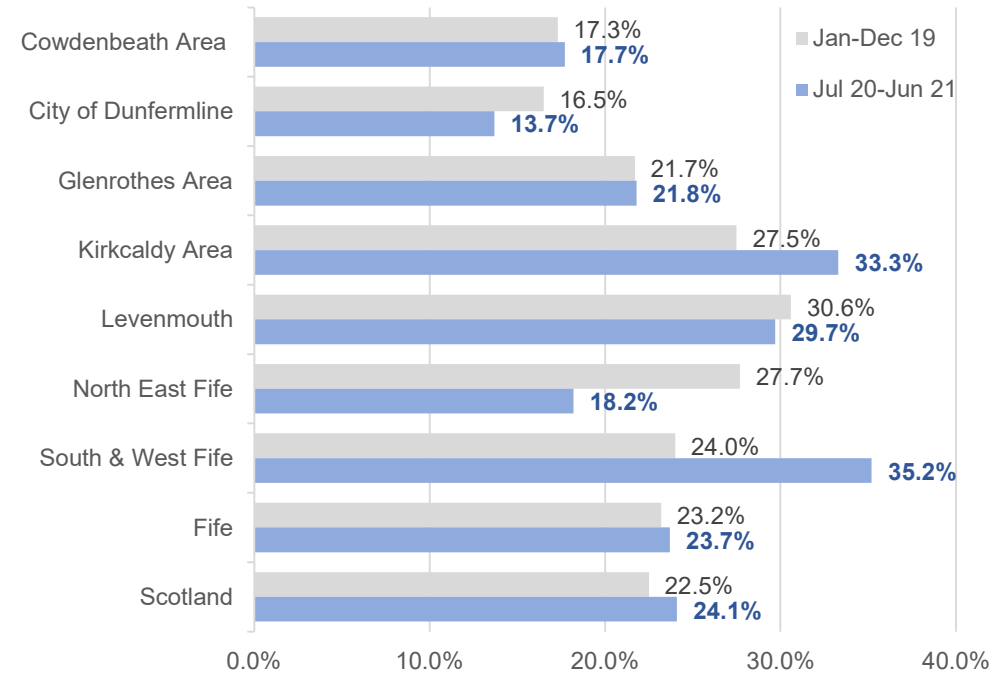


Figure 7: Change in the proportion of the working age population who are economically inactive, 2019-2021



Four committee areas have economic inactivity rates that are lower than the Fife and Scottish averages – Cowdenbeath, Dunfermline, Glenrothes and North East Fife (Figure 6).

South and West Fife has the highest economic inactivity rate (over 10 percentage points higher than the Fife and Scottish averages) followed by Kirkcaldy.

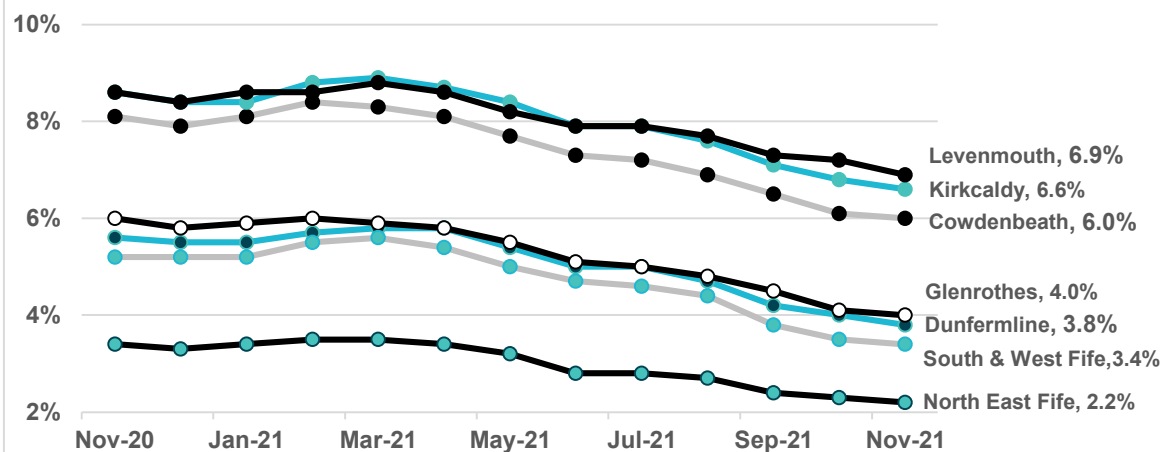
Between 2019 and 2020/2021, South and West Fife and Kirkcaldy both saw increases in the proportion of their populations who were economically inactive. North East Fife and Dunfermline saw inactivity rates fall (Figure 7).

Source: ONS Annual Populations Survey, Jun 2020 – Jul 2021.

Note: economically inactive is defined as people who are neither in employment nor unemployed (ie not seeking work).

People Claiming Out-of-work Benefits

Figure 8: Claimant rates – Fife Area Committees, Nov 2020-Nov 2021



North East Fife has the lowest claimant rate of all the area committees (Figure 8).

Levenmouth and Kirkcaldy have the highest claimant rates; this has been the case for some time.

All claimant rates in Fife increased significantly in 2020 and remained considerably higher than pre-pandemic levels until they started to fall in April 2021.

The latest rates (November 2021) are around one percentage point higher than in 2019 with just over 1,500 more people claiming out-of-work benefits. The difference is highest in Kirkcaldy and lowest in Glenrothes (Figure 9).

Source: ONS Claimant Count.

Note: the Claimant Rate is the percentage of working age (16-64yrs) residents claiming out-of-work benefits.

Figure 9: Claimant count and rate change 2019 to November 2021

Area Committee	2019 Average		November 2021		Difference	
	Claimant Rate	Claimant Count	Claimant Rate	Claimant Count	Claimant Rate	Claimant Count
Cowdenbeath	5.1%	1,328	6.0%	1,545	+0.9%	+217
Dunfermline	3.3%	1,213	3.8%	1,415	+0.5%	+202
Glenrothes	3.6%	1,108	4.0%	1,215	+0.4%	+107
Kirkcaldy	5.5%	2,002	6.6%	2,415	+1.1%	+413
Levenmouth	6.4%	1,450	6.9%	1,570	+0.5%	+120
North East Fife	1.7%	762	2.2%	1,035	+0.5%	+273
South & West Fife	2.7%	836	3.4%	1,065	+0.7%	+229
All Fife	3.8%	8,753	4.5%	10,335	+0.8%	+1,582

Occupational Skills

The Kirkcaldy Area and South & West Fife have the highest proportions of people employed in elementary occupations.

The Glenrothes Area has a higher-than-average proportion of people employed in lower-middle skilled jobs with over 40% of jobs in these occupations. This is the highest rate of employment in these occupations of Fife's committee areas.

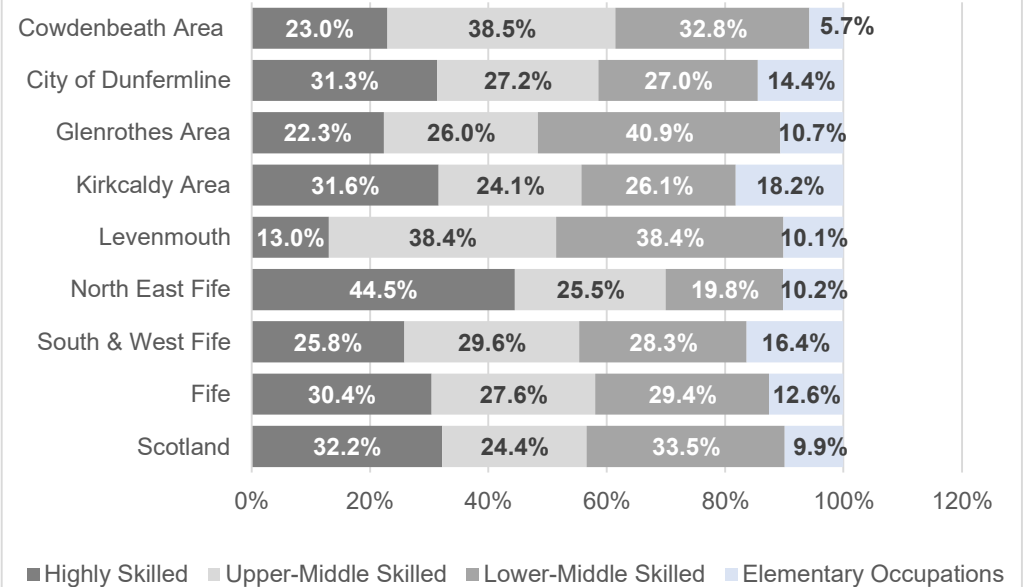
Levenmouth has a significantly lower proportion of people employed in high skilled jobs such as managers, directors and professionals than Fife and Scotland as a whole, and the lowest proportion of all of Fife's committee areas (13%).

North East Fife has the highest rate of employment of the Fife area committee areas in high skilled jobs (44.5%).

Source: ONS Annual Population Survey, Jan-Dec 2020.

Note: High Skills: managers, directors, senior officials & professional occupations; Medium-High Skills: associate professional & technical & skilled trade occupations; Medium-Low Skills: admin, secretarial, caring, leisure, sales & customer service occupations & process, plant & machine operatives; Elementary: elementary trades, admin & service occupations.

Figure 10: Employment by Occupation, Jan-Dec 2020



Qualifications & Skills of Population

Figure 11: Qualifications by Age; Fife 2017-2020	2017	2018	2019	2020
% with NVQ4+ - aged 16-64	44.9%	44.0%	43.3%	51.3%
% with NVQ4+ - aged 16-24	38.2%	22.3%	25.0%	35.4%
% with NVQ4+ - aged 25-49	54.4%	51.6%	50.6%	62.9%
% with NVQ4+ - aged 50-64	35.4%	44.7%	42.6%	44.1%
% with no qualifications (NVQ) – aged 16-64	7.3%	8.2%	7.3%	5.9%
% with no qualifications (NVQ) - aged 16-24	5.0%	8.8%	6.8%	5.0%
% with no qualifications (NVQ) - aged 25-49	5.4%	5.9%	5.6%	4.4%
% with no qualifications (NVQ) - aged 50-64	11.2%	11.1%	9.7%	8.6%

Figure 12: Proportion of 16-64 year olds with No Qualifications

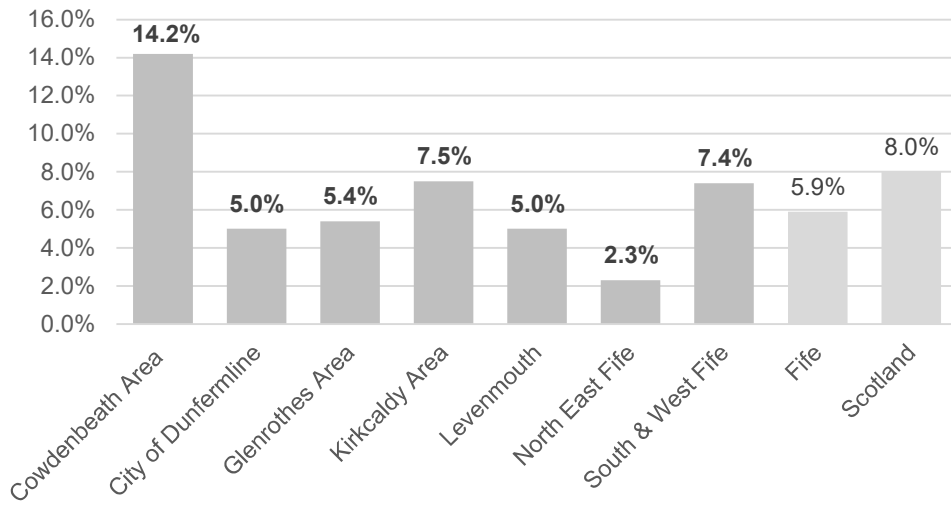
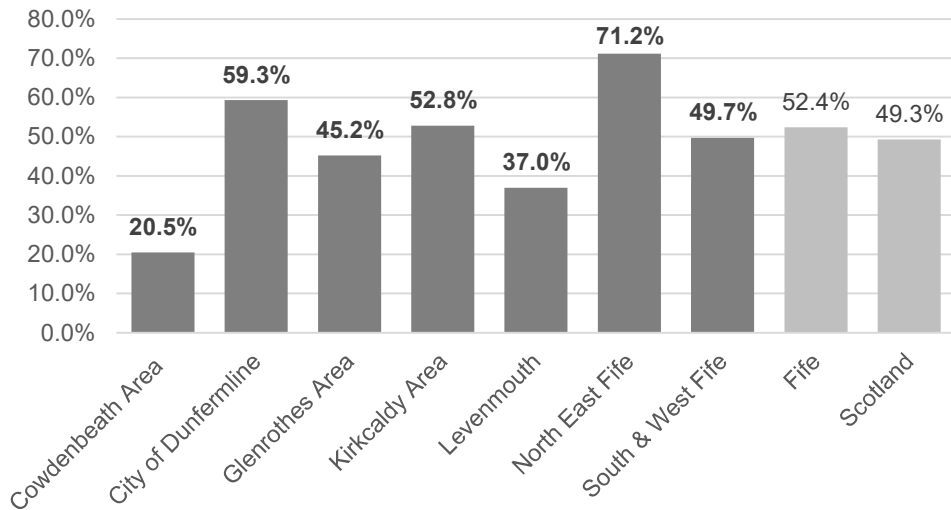


Figure 13: Proportion of 16-64 year olds Qualified to NVQ4 or above



2017-2020 Trend:

The qualifications of Fife’s working age population remained similar between 2017 and 2019, but showed significant improvement between 2019 and 2020, when the proportion of those aged 16-64 with a NVQA4 or higher qualification increased from 43.3% to over 50% and the proportion with no qualifications fell from 7.3% to 5.9% (Figure 11).

The 50-64 age group has seen a consistent improvement in qualifications since 2017.

Qualifications by Committee Area:

Cowdenbeath has a significantly higher proportion of its working age population with no qualifications (14.2%) than Scotland and Fife as a whole (8.0% and 5.9% respectively), and the highest proportion of all Fife’s committee areas. The area also has the lowest proportion of people who are qualified to NVQ4 or above (20.5%) (Figures 12 & 13).

Kirkcaldy and South & West Fife also have higher proportions of their populations with no qualifications than Fife overall, while Levenmouth and Glenrothes have lower rates qualified to NVQ4 or above.

North East Fife has the lowest percentage (2.3%) of its working age population with no qualifications out of all the committee areas in Fife.

North East Fife also has the highest proportion (71.2%) of people qualified to NVQ4 or above.

Source: ONS Annual Population Survey, Jan-Dec 2020.

Note: these estimates should be viewed with caution due to small sample sizes.

Data for 2021 is not available until April 2022.

School Leaver Destinations and Attainment

Figure 14: School Leaver Destinations and Attainment 2019-20

	Fife	Scotland
Percentage of school leavers achieving a positive initial destination*	91.9%	93.3%
Percentage of school leavers achieving a positive follow-up destination*	90.0%	92.2%
Percentage of school leavers achieving 1+ SCQF Level 5 or better	79.6%	85.7%
Percentage of school leavers achieving 1+ SCQF Level 6 (Higher) or better	56.5%	63.9%

91.9% of Fife's 2019/20 school leavers achieved a positive initial destination and 90.0% achieved a positive follow-up destination*.

These figures were lower than Fife's 2018/19 school leavers, 94.4% of whom achieved a positive initial destination and 91% a positive follow-up destination and were the lowest rates since 2012/13.

The choices and opportunities available to pupils leaving school last year were impacted by the Covid-19 pandemic.

Whilst the rate also fell in Scotland as a whole, the fall was not as great, meaning that the gap between the Fife and Scottish rates has widened.

The percentages of 2019/20 school leavers achieving at least one SCQF Level 5 or 6 are below the figures for Scotland as a whole and were lower than those for Fife's 2018/19 school leavers.

Source: Scottish Government, Summary Statistics for Attainment and Initial and Follow-up Leaver Destinations No 3, 2021 Editions.

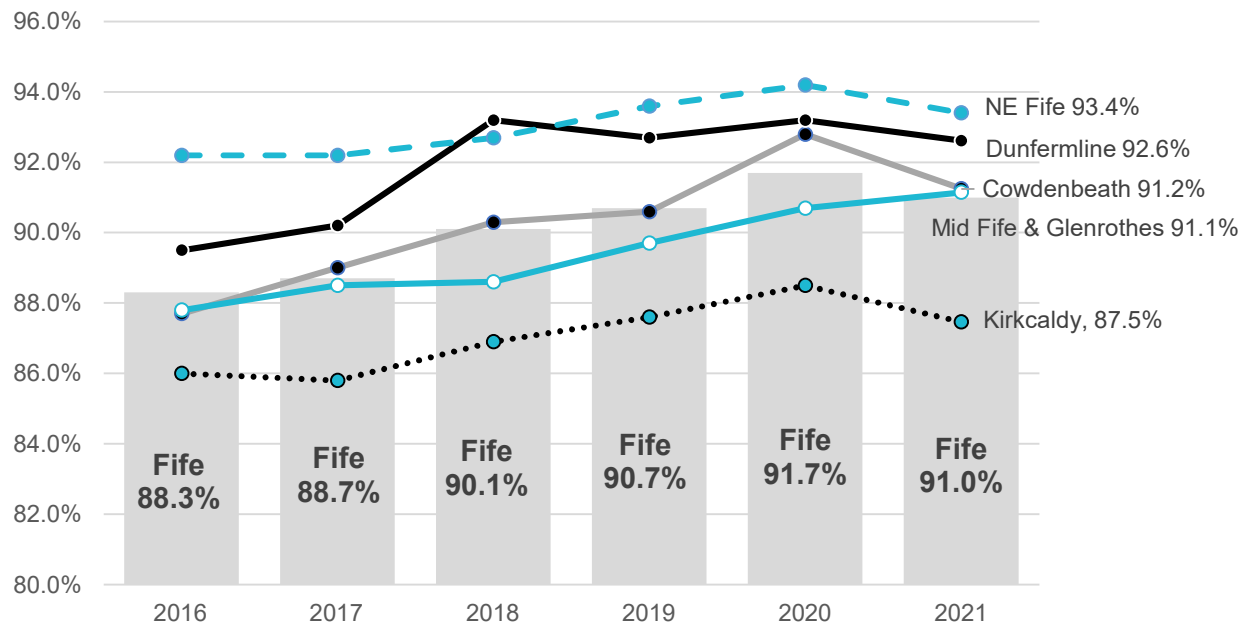
Note: * A young person is deemed to be in a positive destination when they are actively engaged with an organisation for the purpose of learning, training or work (work includes volunteering).

Annual Participation Measure for 16-19 Year Olds

Figure 15: Percentage of 16–19 year olds participating in education, training or employment 2016-2021, Fife and Scotland

Year	Fife					Scotland				
	16-19 year olds	16-year olds	17-year olds	18-year olds	19-year olds	16-19 year olds	16-year olds	17-year olds	18-year olds	19-year olds
2016	88.3%	98.6%	93.5%	84.8%	77.0%	90.4%	98.7%	93.9%	88.0%	81.7%
2017	88.7%	98.9%	91.7%	86.8%	78.3%	91.1%	98.8%	90.4%	88.9%	83.4%
2018	90.1%	98.7%	93.5%	86.8%	82.3%	91.8%	98.9%	94.6%	89.9%	84.5%
2019	90.7%	99.1%	93.6%	88.2%	82.2%	91.6%	99.0%	94.8%	89.1%	83.9%
2020	91.7%	98.6%	94.5%	89.6%	84.1%	92.1%	99.0%	95.0%	90.4%	84.1%
2021	91.0%	99.0%	92.6%	87.1%	85.0%	92.2%	99.1%	94.3%	89.4%	85.4%

Figure 16: Percentage of 16-19 year olds participating in education, training or employment 2016-21; by Scottish Parliamentary Constituency



Fife saw the proportion of its 16-19 year olds participating in education, training or employment increase steadily from 88.3% in 2016 to 91.7% in 2020, before the rate fell slightly (by 0.7 percentage points) in 2021 (Figure 15).

All parts of Fife had seen participation increase between 2016 and 2020, and all saw participation fall between 2020 and 2021, apart from Mid Fife and Glenrothes.

The largest increases in participation between 2016 and 2020 were in the 18 and 19 year age groups (Figure 15).

Between 2020 and 2021, the participation rate increased for 16 and 19 year olds, but fell for 17 and 18 year olds (Figure 15).

Source: Skills Development Scotland, Annual Participation Measure of 16-19 year olds in Scotland, 2021.

Fife Council's Culture of Enterprise Programme

Figure 17: Participation in Fife Council's Culture of Enterprise (CoE) Programme, 2020/21

	Cowdenbeath Area	City of Dunfermline	Glenrothes Area	Kirkcaldy Area	Levenmouth	North East Fife	South & West Fife	Fife
Number of school engagements	2	3	2	2	1	2	2	14
Number of businesses engaged with schools	0	0	2	1	1	1	0	5
Number of pupils participating in CoE activities 2020/21	3,507	11,360	1,130	873	778	3,309	1,191	22,148
<i>Number of pupils participating in CoE activities 2019/20</i>	<i>1,185</i>	<i>963</i>	<i>2,429</i>	<i>879</i>	<i>405</i>	<i>134</i>	<i>141</i>	<i>6,136</i>

Dunfermline had more school pupils than any other committee area engaging in Fife Council Culture of Enterprise programmes, followed by Cowdenbeath and North East Fife.

In most parts of Fife there was a significant increase in the number of pupils participating in 2020/21 compared with 2019/20 due to the delivery of virtual/non-contact activities such as the virtual coding academy which saw a substantial uptake in schools and is expected to grow further this year. Covid restrictions did however result in fewer schools and businesses engaging in the programme and the number of pupils engagements falling in the Glenrothes and Kirkcaldy areas.

Source: Fife Council – Economic Development.

Earnings

Resident earnings represent the earnings of people who live in the area, but do not necessarily work in the area. Workplace earnings are the average earnings of those who work in the area, but do not necessarily live in the area.

Dunfermline & West Fife has the highest workplace earnings and North East Fife the highest resident earnings.

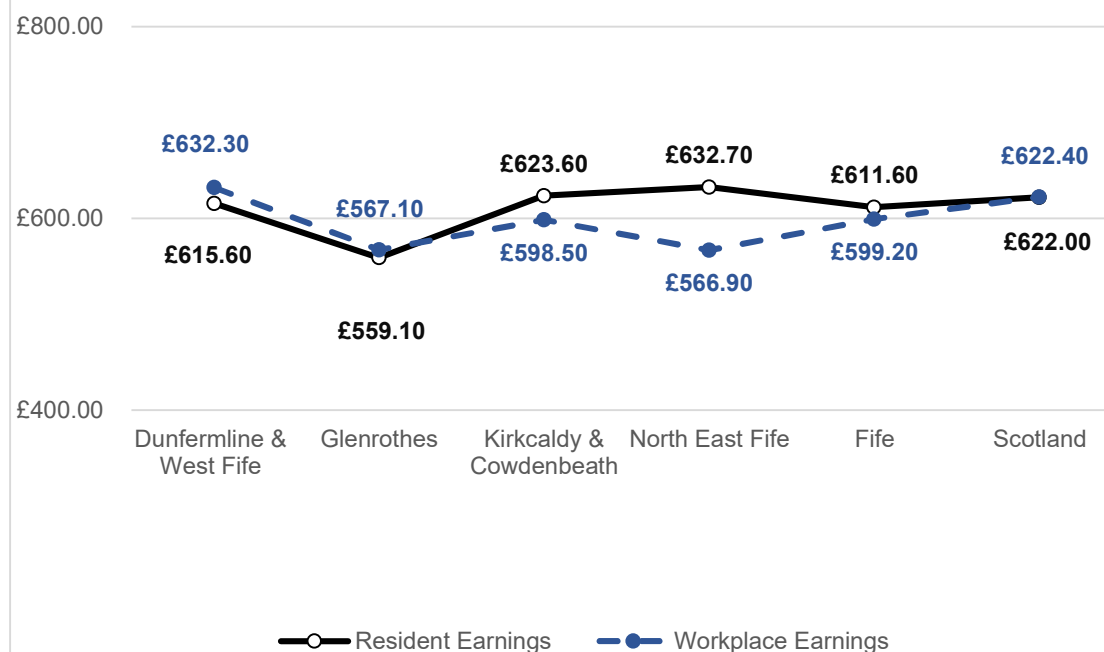
Glenrothes has the lowest resident earnings in Fife and North East Fife the lowest workplace earnings. North East Fife workplace earnings are £65.80 lower than its resident earnings.

Source: ONS Annual Survey of Hours and Earnings.

Areas: UK Parliamentary Constituencies.

Note: These estimates have not been compared with previous years and should be viewed with caution. Estimates for 2020 and 2021 include furloughed employees and are based on actual payments made to the employee from company payrolls, and the hours on which this pay was calculated, which in the case of furloughed employees are their usual hours. Both the 2020 and 2021 ASHE surveys saw lower response rates than usual. As the data is based on PAYE it does not include the self-employed.

Figure 18: Median Weekly Earnings, April 2021



Business Base & Key Sectors

Number and Size of Businesses

Figure 19: Number of Enterprises 2021; Scottish Parliamentary Constituency Areas (SPCAs), Fife, Scotland

	Cowdenbeath SPCA	Dunfermline SPCA	Kirkcaldy SPCA	Mid Fife & Glenrothes SPCA	North East Fife SPCA	Fife	Scotland
Number of Enterprises March 2021	1,760	1,970	1,820	1,620	2,465	9,535	175,400
Percentage of Fife Total	18.5%	20.7%	19.1%	17.0%	24.8%	-	-
Change 2020-2021	-170	-50	-85	-10	-45	-365	-2,295
Percentage Change 2020-2021	-8.8%	-2.5%	-4.5%	-0.6%	-1.9%	-3.7%	-1.3%

Change in Number of Businesses 2020-2021:

Between March 2020 and March 2021, the number of businesses in Fife fell by 365 or -3.7%. This followed a period of sustained growth since 2015. The number of businesses fell in all of Fife's SPCAs. Cowdenbeath SPCA saw the largest fall (170 businesses or -8.8%); Mid-Fife and Glenrothes had the smallest fall (10 fewer businesses or -0.6%) followed by North East Fife (45 fewer businesses or -1.9%).

The highest decrease in numbers (-350 businesses) was within the micro (0-9 employees) size band. Cowdenbeath, Dunfermline and North East Fife all saw a fall in the number of medium-sized businesses (Figure 20).

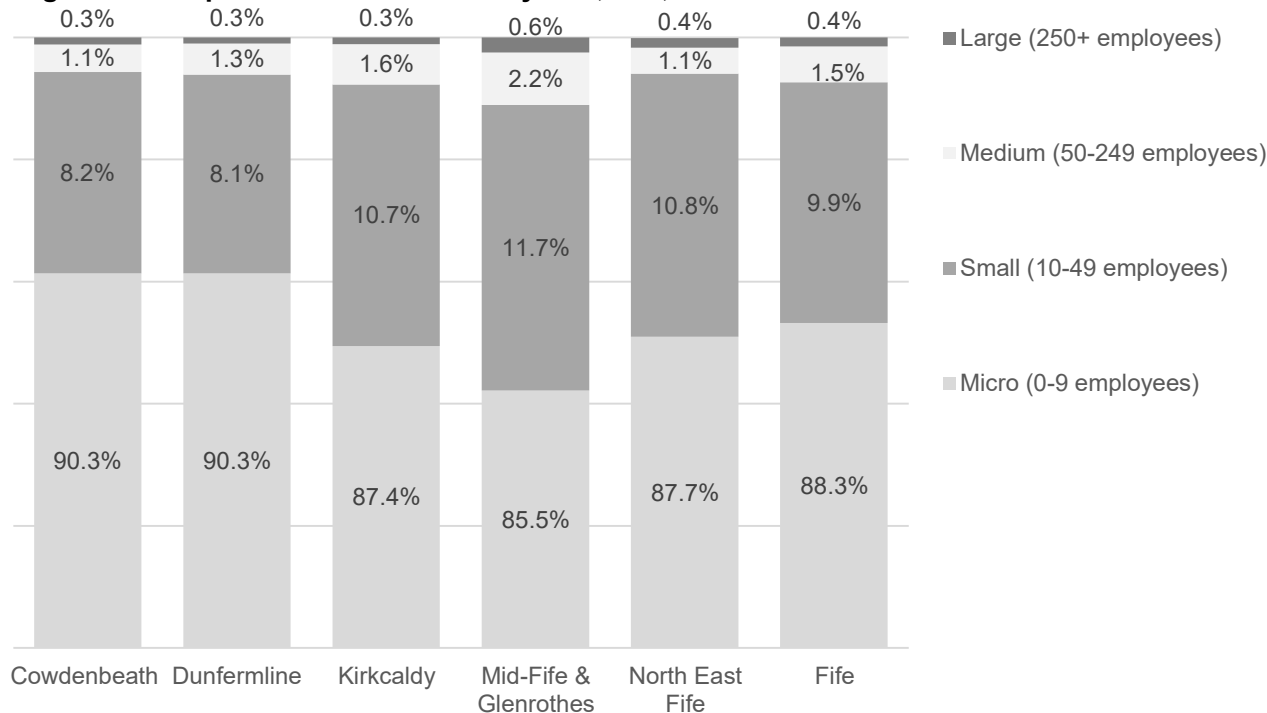
Source: ONS UK Business Counts, 2021.

Note: The number of enterprises registered for VAT and/or PAYE that were live on 12 March 2021. Does not therefore include unregistered enterprises (sole traders and partnerships) who are not VAT and/or PAYE registered. As all numbers are round to the nearest zero or 5, all zeros are not necessarily true zeros and numbers below 10 should be viewed with caution.

Figure 20: Change in the number of enterprises by Scottish Parliamentary Constituency Area (SPCA) and Size 2020-2021

	Cowdenbeath SPCA		Dunfermline SPCA		Kirkcaldy SPCA		Mid Fife & Glenrothes SPCA		North East Fife SPCA		Fife	
	2021	Change 2020-21	2021	Change 2020-21	2021	Change 2020-21	2021	Change 2020-21	2021	Change 2020-21	2021	Change 2020-21
Micro (0 to 9 employees)	1,590	-170	1,775	-50	1,590	-70	1,390	-10	2,075	-45	8,420	-350
Small (10 to 49 employees)	145	+5	160	0	195	-15	190	+5	255	+5	940	-10
Medium (50 to 249 employees)	20	-5	25	-5	30	0	35	0	25	-5	140	-10
Large (250+ employees)	5	0	5	0	5	0	10	0	10	0	35	0

Figure 21: Proportion of businesses by size, Fife, 2021



Businesses by Size:

The Mid-Fife and Glenrothes area has the highest proportions of small, medium, and large businesses followed by Kirkcaldy and North East Fife (Figure 21).

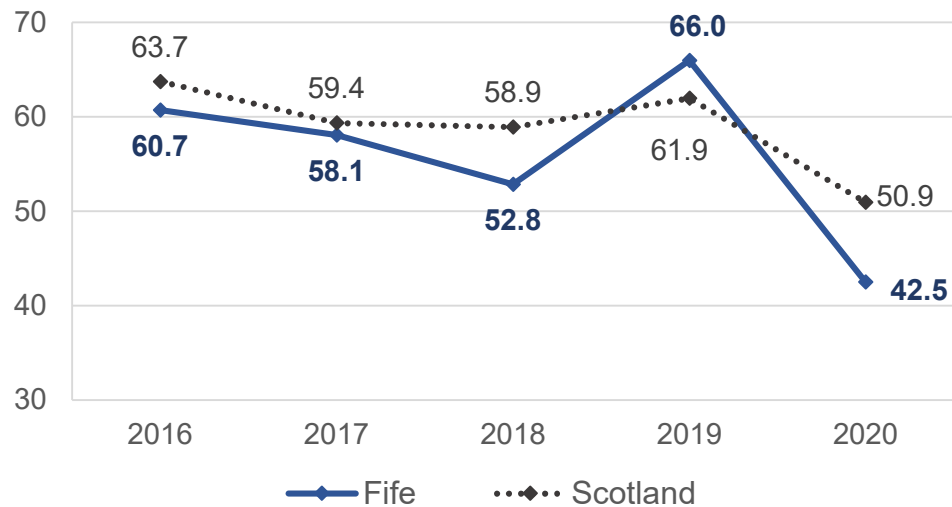
Cowdenbeath and Dunfermline have the highest proportions of micro businesses (90.3%) and smallest proportions of small and medium-sized businesses.

Source: UK Business Counts, 2021.

Note: The number of VAT and/or PAYE registered enterprises that were live on 12 March 2021. Does not therefore include unregistered enterprises (sole traders and partnerships) who are not VAT and/or PAYE registered.

Business Births

Figure 22: Business start-ups per 10,000 working age adults (16-64) 2016-2020



In 2020, both the number of new business start-ups and the business start-up rate in Fife fell.

A total of 985 new businesses started up in 2020, 545 or 35.6% fewer than in 2019 when 1,530 business start-ups were recorded – the highest number recorded in the time-series of these data (which goes back to 2009).

In Scotland as a whole, the number of business births fell by 17.9%.

Fife's start-up rate in 2020 was lower than the rate for Scotland as a whole (Figure 22).

Source: ONS Business Demography, UK (2020). Note: These figures do not include unregistered enterprises (sole traders and partnerships who are not VAT and/or PAYE registered).

Business Survival Rates

Figure 23: Survival of New Start Businesses Born in 2017

	Percentage of businesses surviving 1 year (to 2018)	Percentage of businesses surviving 2 years (to 2019)	Percentage of businesses surviving 3 years (to 2020)
Fife	91.5%	75.2%	57.4%
Scotland	89.8%	71.5%	55.9%

For each of the first three years after starting up in 2017, Fife's business survival rates were above the Scottish average.

Between 2019 and 2020, the 3-year survival rate of businesses in Fife fell from 59.2% to 57.4%.

Source: ONS Business Demography, UK (2020). Note: These figures do not include unregistered enterprises (sole traders and partnerships who are not VAT and/or PAYE registered).

Distribution of Employment

Figure 24: Number of Jobs in Fife; 2019 and 2020

	Cowdenbeath Area	City of Dunfermline	Glenrothes Area	Kirkcaldy Area	Levenmouth	North East Fife	South & West Fife	Fife
September 2019	8,000	29,000	25,000	22,000	10,000	23,000	17,000	138,000
September 2020	8,000	27,000	25,000	23,000	9,000	22,000	16,000	133,000
% change 2019-2020	0.0%	-6.9%	0.0%	+4.5%	-10.0%	-4.5%	-5.9%	-3.6%

Change in Number of Jobs 2019 and 2020:

Fife was one of 23 Scottish Local Authorities which saw an overall fall in jobs (down 5,000 or -3.6%) between September 2019 and September 2020. Scotland as a whole saw a 2.2% decrease.

Within Fife, Dunfermline saw the largest decrease in the number of jobs (down by 2,000 or -6.9%) whilst Levenmouth saw the largest proportionate decrease (down by 1,000 or -10.0%). Decreases were also seen in North East Fife (-1,000 or -4.5%) and South & West Fife (-1,000 or -5.9%), while the Kirkcaldy area saw a 4.5% increase in jobs and the number of jobs remained unchanged in Cowdenbeath and Glenrothes (Figure 24).

Employment by Sector:

North East Fife has the highest proportion of jobs in Education and Accommodation & Food Services (34.6% and 33.3% of Fife's jobs respectively) (Figure 25).

63.6% of all employment in Public Administration & Defence Activities in Fife is located in the Glenrothes area.

Three quarters of Fife's jobs in Agriculture, Forestry & Fishing* are located in Levenmouth.

Three quarters of all employment in Financial & Insurance activities in Fife is located in Dunfermline, along with half of Fife's jobs in the Information & Communication sector.

Nearly a third (31.6%) of people in Fife working in the Human Health & Social Work Activities sector are employed in Kirkcaldy.

Source: ONS Business Register & Employment Survey.

Note: * excludes farm agriculture. Employment estimates include employees plus the number of working owners who receive a share of the profits but are not paid via PAYE. They do not however include those who are self-employed operating below the VAT threshold with no employees. The level of rounding applied varies by estimate, so zeros may not be true zeros and the data may not add up to the totals shown.

Figure 25: Employment by Sector, Fife 2020

Sector	Cowdenbeath Area	Dunfermline	Glenrothes Area	Kirkcaldy Area	Levenmouth	North East Fife	South & West Fife	Fife
A: Agriculture, forestry & fishing*	10	10	30	20	600	75	45	790
B: Mining and quarrying	0	0	50	20	0	75	30	200
C: Manufacturing	1,000	1,500	4,000	1,250	1,750	1,000	3,000	14,000
D: Electricity, gas, steam & air conditioning	30	10	125	0	0	40	150	400
E: Water supply; sewerage, waste mgmt	25	400	150	75	15	75	200	900
F: Construction	500	1,000	700	1,500	350	1,000	1,250	7,000
G: Wholesale & Retail Trade; Vehicle Repair	1,250	4,500	3,000	4,500	1,250	4,000	2,000	21,000
H: Transportation & Storage	600	2,000	600	1,250	800	500	900	7,000
I: Accommodation & Food Services	350	1,500	1,000	1,250	450	3,000	800	9,000
J: Information & Communication	75	2,250	200	600	35	225	900	4,500
K: Financial & Insurance Services	25	2,250	125	175	40	75	350	3,000
L: Real estate activities	100	250	350	175	75	300	100	1,250
M: Professional, scientific & technical	250	2,000	700	1,250	350	900	1,500	7,000
N: Administrative & support services	250	1,500	700	1,000	400	1,000	900	6,000
O: Public Admin, Defence; Social Security	600	900	7,000	1,000	175	500	800	11,000
P: Education	1,000	2,250	1,500	1,750	900	4,500	1,000	13,000
Q: Human health & social work activities	1,250	4,000	3,000	6,000	1,750	2,500	1,000	19,000
R: Arts, entertainment & recreation	250	450	350	450	175	900	250	3,000
S: Other service activities	175	600	700	400	200	700	350	3,000
Total Employment*	8,000	27,000	25,000	23,000	9,000	22,000	16,000	130,000

Support to Businesses

Figure 26: Financial Support Given to Businesses in Fife, 2020/21

	Cowdenbeath Area	Dunfermline	Glenrothes Area	Kirkcaldy Area	Levenmouth	North East Fife	South & West Fife	Fife
Number of businesses supported	3	13	17	16	5	35	7	96
Value of financial support	£17,000	£20,136	£52,000	£46,000	£5,500	£96,530	£19,500	£256,666
Jobs created as a result of financial support	12	3	17	22	1	53	5	113

Source: Fife Council Economic Development.

Figure 27: Number of Business Start-Ups supported by Business Gateway Fife, 2020/21

	Cowdenbeath Area	Dunfermline	Glenrothes Area	Kirkcaldy Area	Levenmouth	North East Fife	South & West Fife	Fife
No. of businesses receiving Expert Help	10	21	11	17	3	16	7	85
No. of businesses accessing business growth services	0	10	5	9	1	5	5	35
No. of Business Gateway-supported start-ups	60	73	93	85	36	101	70	518
No. of jobs created from Business Gateway	66	80	119	128	49	144	90	676
Turnover generated	£1,544,500	£1,963,500	£3,528,800	£3,444,000	£985,000	£5,683,920	£2,756,000	£19,905,720

Source: Business Gateway Fife.

Support to Businesses:

£256,666 of financial support was given to 96 Fife businesses by Fife Council in 2020/21, support which created 113 jobs (Figure 26). Nearly half (46.9%) of the jobs created were in North East Fife.

Business Gateway Fife supported 518 new business start-ups in 2020/21, helping to create over 676 jobs (Figure 27).

Fife Council and Business Gateway Fife also approved over 6,000 applications to - and paid out over £73 million in grants from - the Scottish Government's Coronavirus Business Support Funds.

Other Activity:

More than 20 online events were held during this year's **Fife Business Week** from November 1 to 5, attracting 900 registrations from businesses. Among the sessions which proved popular were one by MakeUK about how to engage with the defence sector; a Meet the Buyer event and employment law FAQs for employers. The Meet the Buyer event gave insights to the opportunities for businesses to participate in major programmes like the £200 million Dunfermline Learning Campus project and the £70 million Levenmouth Rail Link project. Hosted by Fife Council's Economic Development and Business Gateway teams under the InvestFife brand, Fife Business Week is designed to support businesses to succeed and flourish.

In April, **Business Gateway Fife** launched a new campaign highlighting the opportunities for people looking to start their own businesses through a series of advertising messages on Fife Council's fleet of refuse collection lorries.

Although there were fewer trade shows due to Covid restrictions, the **Trade Development Programme** supported learning visits to the SubCon Show in Birmingham – the UK's only national subcontracting, advanced manufacturing and technology exhibition - and Turing Fest 2021. Food and drink companies were also assisted to attend virtual shows including Tay Cities EXPO, Scotland's Speciality Food 2021, the Tea Expo Conference in the USA, Taste of Grampian and the Bread & Jam Festival. Videos showcasing Fife food and drink businesses have been produced for use at trade shows and on social media. One film, showcasing Fife's sustainable farming practices, was launched at COP26.

Support was given to the Fife Food network, **Food From Fife**, to create videos promoting careers within the food and drink sector to High School pupils. **A vision for the Food & Drink sector** is being developed in conjunction with the Fife Environmental Partnership which focuses on enabling the sector's transition to net zero through improving local supply chains and supporting food producers and suppliers to create a local food economy.

Businesses have been supported to **upskill and better understand Fife Council's procurement requirements** through virtual Supplier Development Programme events. A cross-border local authority group was formed to look at joint PR and events to help businesses access new markets in the Tayside and Fife area.

Fife College and Fife Council Economic Development launched '**Construction Fife – Skills Innovation**', a programme of growth support and online training courses for Fife's construction companies to enable them to take advantage of opportunities that will come about through Scotland's transition to net zero.

A five-week training programme was delivered to help **young entrepreneurs** start up and expand their businesses.

Vacant & Derelict Land

Figure 28: Extent of Vacant & Derelict Land 2020

Area Committee	Derelict Land (ha)	Vacant Land (ha)	Total Amount of Vacant & Derelict Land (ha)	Proportion of Fife's total Vacant & Derelict Land
Cowdenbeath	43.8	9.0	52.8	7.2%
Dunfermline	8.2	4.3	12.6	1.7%
Glenrothes	109.6	15.3	124.8	17.1%
Kirkcaldy	13.0	33.4	46.3	6.3%
Levenmouth	62.9	10.6	73.6	10.1%
North East Fife	59.6	10.4	70.0	9.6%
South and West Fife	307.0	43.3	350.2	48.0%
Total Fife	604.0	126.3	730.4	100.0%

Source: Fife Council Vacant & Derelict Land Audit 2020 (published 15 June 2021).

In 2020, there were 222 vacant & derelict land (VDL) sites across Fife amounting to 730.37 hectares, 4.8 hectares more than in 2019.

Since 2015/16, Fife Council has been one of five local authorities to receive funding from the Scottish Government's Vacant & Derelict Land Fund (VDLF); in 2021/22, Fife was allocated £1.451 million from the fund. The following are a selection of current/proposed projects supported by the fund:

- Ground remediation/preparation works at the east of the Eden Campus in Guardbridge for the installation of a solar photovoltaic array.
- Making the former Flax Mill at Silverburn Country Park, Levenmouth, wind and watertight.
- Industrial estate regeneration at Hillend (Dalgety Bay), Muiredge and Mountfleurie (Levenmouth), Queensway (Glenrothes) and The Avenue (Lochgelly).
- Site remediation and preparation works for the oil and gas decommissioning facility at Energy Park Fife now being operated by Cesscon Decom Ltd.
- Mixed-use affordable housing and commercial developments in town centre sites in Cupar, Cowdenbeath and Lochgelly (in partnership with Kingdom Housing and Ore Valley Housing Associations).
- The acquisition and remediation of a former Waste Transfer Site in Kirkcaldy.
- The implementation of Climate Plan Fife and its associated Sustainable Energy Action Plan (SECAP).

Fife i3 Programme (Edinburgh & South East of Scotland City Region Deal)

Figure 29: Fife i3 Programme Investment Status 2020/21

Area Committee	Sites	Status at November 2021	Tranche 2 (2022-25) Sites	Expected Completion
Cowdenbeath	The Avenue, Lochgelly	Statutory Consents obtained. Site Servicing to be completed during Q1 2022/23.	Enterprise Hub, Cowdenbeath	2024/25
Dunfermline	Fife Interchange, Dunfermline (Site Servicing)	Statutory Consents obtained. Site Servicing completed during 2021/22.	Fife Interchange, Dunfermline (new units)	2024/25
Glenrothes	Queensway Industrial Estate, Glenrothes	New build completed. Units being marketed with majority now let.	Queensway Industrial Estate (refurbishment)	2022/23
Kirkcaldy	Dunnikier Business Park, Kirkcaldy	Construction Contract let; new units completed November 2021. Marketing underway, strong demand.	John Smith Business Park (new units)	2024/25
Levenmouth	Levenmouth Business Park	Utility work being carried out.	Levenmouth Business Park (new units)	2024/25
South and West Fife	Hillend and Donibristle Industrial Estates, Dalgety Bay	Site Acquisition completed.(Site R) Statutory consents, contract let for new build units on Site W in 2021/22	Site W New Build Site B: Site Acquisition & Servicing Site R: Site Servicing	2022/23 2024/25 2024/25
North East Fife (Tay Cities Region Deal)	Eden Campus, Guardbridge, University of St Andrews	Statutory consents process underway for first buildings.	Refurbishment of roadside buildings; includes Enterprise Hub	2024/25

Note: There is a third tranche of activity for this investment programme from 2025/2028; these projects are not included as they are subject to approval for the Full Business Case in 2024/25.

Fife's ten-year £48.5 million Industrial Innovation Investment (i3) Programme funded by the Edinburgh and South East Scotland City Region Deal, is delivering new industrial, office and business space and serviced employment sites in key locations in Mid and South Fife (Figure 29).

The University of St Andrews' Eden Campus in Guardbridge is being developed as part of the Tay Cities Region Deal

Town Centres

Figure 30: Town Centre Vacancy rates, April 2021

Area Committee	Town Centre	% of Vacant Units	% of Vacant Floor Space
Cowdenbeath Area	Cowdenbeath	21.8%	18.4%
	Lochgelly	17.7%	20.9%
Dunfermline Area	Dunfermline	20.8%	28.1%
Glenrothes Area	Glenrothes	23.4%	26.5%
Kirkcaldy Area	Kirkcaldy	28.8%	35.3%
	Burntisland	10.2%	12.0%
Levenmouth	Leven	20.1%	22.6%
North East Fife	Anstruther	14.3%	18.1%
	Cupar	13.9%	15.8%
	St Andrews	11.3%	11.7%
South & West Fife Area	Inverkeithing	9.4%	12.0%
	Kincardine	16.7%	36.4%

St Andrews and Inverkeithing have the lowest vacancy rates of Fife's main town centres (Figure 30).

The highest vacancy rates are found in Kirkcaldy and Kincardine (the latter in terms of the proportion of vacant floorspace).

Whilst Dunfermline, Glenrothes, Kirkcaldy, Leven, Anstruther, St Andrews and Inverkeithing saw the proportion of vacant units rise between 2019 and 2021 (Figure 30), Cowdenbeath, Lochgelly, Burntisland, Cupar and Kincardine all saw vacancy rates fall.

Source: Experian GOAD Data (Fife Council).

Figure 31: Percentage of vacant town centre units 2019-2021

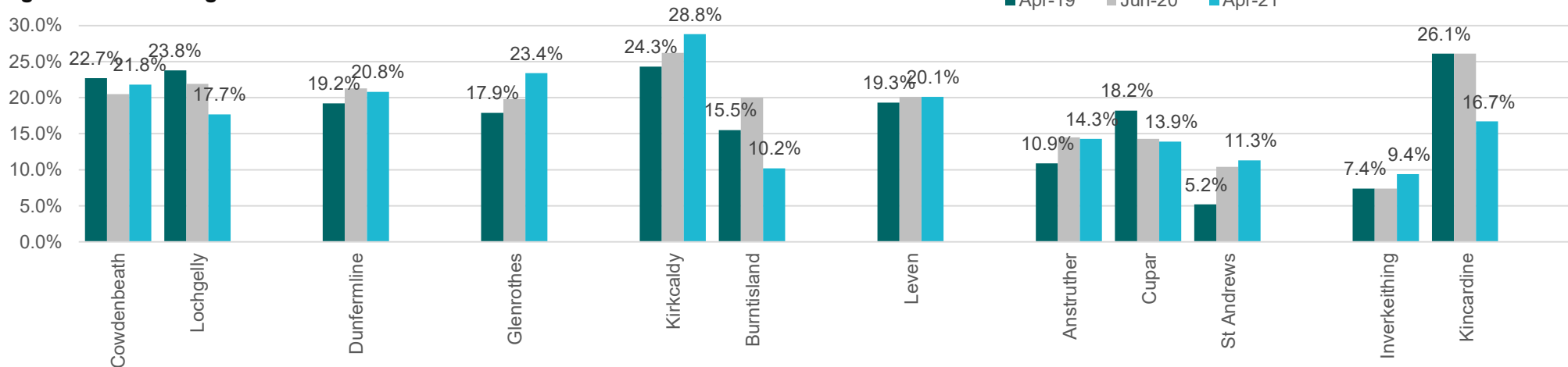


Figure 32: Grants awarded to businesses through the Town Centre Business Improvement Grant Scheme 2020/21 and 2021/22

Grant Funding Allocation	Cowdenbeath Area	Dunfermline Area	Glenrothes Area	Kirkcaldy Area	Levenmouth Area	North East Fife	South & West Fife	Fife
Number of grant awards committed by 31 March 2021	9	5	1	10	1	7	0	33
Total value of grant funding awarded by 30 Sept 2021	£59,713	£24,191	£7,312	£72,979	£6,699	£29,665	0	£200,560

Source: Fife Council Business & Employability Service.

Note: In line with Scottish Government Town Centre Capital Funding requirements, Fife Council Town Centre Business Improvement Grant funding required awards to be legally committed by 31 March 2021. The Scottish Government allocation of grant funding thereby required to be spent by 30 September 2021, with a supplementary Fife Council budget allocation providing a degree of flexibility in project expenditure through to 31 March 2022. As a result, grant funding expenditure has taken place across both the 2020/21 and 2021/22 financial years.

It should also be noted that in 2020/21, grants were only available to businesses located in Cowdenbeath, Cupar, Dunfermline, Glenrothes, Kirkcaldy, Leven, Lochgelly and St Andrews.

In 2021/22, the eligibility criteria were changed to include businesses in smaller town centres.

Town Centre Activity:

- Between 2019 and 2021, Fife received £5.895m from the Scottish Government's Town Centre Capital Fund. 14 of the 17 projects supported by the fund are now complete:
 - Fife-wide Town Centre Building Improvement Grant Scheme (£266,543 of grants were awarded to town centre businesses in 2020/21(Figure 32)).
 - The purchase and demolition of the former DSS building in Cowdenbeath town centre.
 - Creation of an Enterprise Hub in a vacant council building in Maygate Exchange, Dunfermline.
 - Renovation of Abbot House in Dunfermline.
 - Public realm improvements to Inverkeithing South Gateway.
 - Upgrades to pedestrian and cycling signage and routeways in Glenrothes.
 - Development of key sites within Glenrothes town centre.
 - Public realm, gateway, and car parking improvements in Kirkcaldy.
 - The reconstruction of The Posting steps and ramp in Kirkcaldy.
 - Support to the Kirkcaldy Waterfront project, including viewing platforms and art lighting.
 - Acquisition of vacant buildings in Kirkcaldy's Merchants Quarter.
 - Purchase and redevelopment by BRAG of the former WH Smith building in Leven.
 - Upgrades to cycle routes and pedestrian areas in Leven.
 - Creation of a town house square in Lochgelly.

Town Centre Activity (continued):

The remaining 3, which were delayed due to issues outwith programme control, are still in progress having received an extension from the Scottish Government:

- Renovation of Cowdenbeath Town House.
 - Redevelopment of Cupar Inner Court / Bonnygate.
 - Enhancement of Kirkcaldy Adam Smith Theatre auditorium.
- Fife Council supported the rollout of the new **Scotland Loves Local Fife Card**, one of 32 Gift Cards unique to each region of Scotland. The scheme is being delivered by Scotland's Town Partnership and the first year of costs are being met by the Scottish Government as part of its £10m support for Scotland Loves Local.
 - Fife Council is applying for **city status for Dunfermline and St Andrews** as part of the competition launched by the UK Government to mark the Queen's Platinum Jubilee.
 - Businesses voted to renew **BID St Andrews** for a second 5-year term (2021-2026) in July. In November the BID company carried out a TV marketing campaign advertising St Andrews as a day trip, short break and holiday destination to Scottish viewers.
 - A working group was set up by Fife Council to improve **Dunfermline town centre**. The Place Leadership Group will look at improving roads, pavements and seating to reverse the impact of the pandemic.
 - Designs for the **Dunfermline High Street Gap Site** were agreed by the City of Dunfermline Area Committee. The proposed £1.3 million project will see the development of green and performance space, a new setting for the historic Mercat Cross and a community/enterprise hub.
 - Dunfermline Butcher **Bryan Beveridge** won the High Street Hero Award at the inaugural Scotland Loves Local Awards in November.
 - 44 Burntisland traders signed up for this autumn's **Fiver Fest** organised by traders' group 'Totally Local'. The event took place between 9 and 23 October with shops in the town offering deals on goods and services for just £5. It followed a similar successful event in June.
 - Kirkcaldy's community interest company **Love Oor Lang Toun** launched a new project - The Future is Now - looking at some of the High Street's large empty units and consulting on their future use. The group has employed a development manager and communications and engagement officer with funding from the Crown Estates and Fife Council.
 - A digital loyalty rewards programme - **MiRewards Kirkcaldy or Kirkcaldy rewards** - was launched. The programme rewards shoppers with 1 digital reward point for every £1 they spend in participating businesses across the town centre and works alongside the Kirkcaldy Gift Card.
 - **Fife Department Store** opened in the former Debenham's shop in Kirkcaldy High Street following the sudden closure of the 15-17 concession store.
 - Phase one of the development of **Kirkcaldy Waterfront** was completed with the installation of new lighting. Phase 2 is temporarily on hold, but work will now start on implementing Phase 3 aimed at making more use of the promenade and improving its links to the town centre.

Tourism

Figure 33: Volume and Value of Tourism, Jan-Dec 2020

	St Andrews	Dunfermline Area	Kirkcaldy and Mid Fife	NE Fife (exc. St Andrews)	Fife
Visitor days	453,700	544,600	722,300	600,700	2.32m
% change in visitor days 2019-2020	-61.8%	-65.6%	-59.0%	-54.8%	-60.4%
Economic impact (direct, indirect & induced)	£41.17m	£31.32m	£34.27m	£34.08m	£140.84m
% change in economic impact 2019-2020	-61.6%	-65.1%	-60.9%	-53.1%	-60.6%
Number of jobs supported (FTEs)	710	635	661	807	2,812
% change in number of jobs supported 2019-2020	-47.8%	-54.8%	-50.4%	-42.0%	-48.7%

Source: STEAM Tourism Economic Impacts Fife 2020, Global Tourism Solutions (UK) Ltd.

Note: The areas relate to Fife's Local Tourist Associations (LTAs) as follows: St Andrews=St Andrews LTA; NE Fife=Cupar & North Fife & East Neuk LTAs; Kirkcaldy & Mid Fife=Levenmouth and Heartlands of Fife LTAs; Dunfermline Area=Dunfermline & West Fife LTA. Figures are not available at a lower level than these four areas.

Figure 34: Volume and Value of Tourism, Jan-Jun 2021

	St Andrews	Dunfermline Area	Kirkcaldy and Mid Fife	NE Fife (exc. St Andrews)	Fife
Visitor numbers	219,770	269,480	346,100	270,030	1.105m
% change in visitor numbers 2020-2021	+34.3%	+39.1%	+2.8%	+23.6%	+21.1%
Economic impact (direct, indirect & induced)	£17.43m	£14.17m	£16.28m	£15.02m	£62.91m
% change in economic impact 2020-2021	+20.7%	+55.1%	+40.5%	+27.9%	+34.1%
Number of jobs supported (FTEs)	650	584	623	752	2,610
% change in number of jobs supported 2020-2021	+19.3%	+38.0%	+28.1%	+20.1%	+25.4%

Source: Interim Draft STEAM Report for Fife January-June 2021- Global Tourism Solutions (UK) Ltd.

Note: The areas relate to Fife's Local Tourist Associations (LTAs) as follows: St Andrews=St Andrews LTA; NE Fife=Cupar & North Fife & East Neuk LTAs; Kirkcaldy & Mid Fife=Levenmouth and Heartlands of Fife LTAs; Dunfermline Area=Dunfermline & West Fife LTA. Figures are not available at a lower level than these four areas.

Volume and Value of Tourism:

- By 2019, the annual value of tourism activity had grown steadily since 2009 to £366.68m. In 2020 tourism activity in Fife was substantially affected by the travel restrictions imposed as a result of the Covid-19 pandemic. It is estimated that the number of visitor days spent in the region fell by 60.4% (from 5.86m in 2019 to 2.32m in 2020) and the economic impact by -60.6% to £140.84m. The Dunfermline Area and St Andrews saw the largest proportionate decreases in visitor days and economic impact (Figure 33).
- The expenditure and activity of visitors to Fife supported a total of 2,812 Full-Time Equivalent (FTE) jobs in 2020, 48.7% fewer than in 2019 (5,487). These figures do not include FTEs supported by the furlough scheme which was an important support mechanism for the visitor economy during the pandemic. Survey data for UK visitor destinations suggest relatively low incidences of redundancy during 2020 due to the furlough scheme.
- Between January and June 2021, as a result of restrictions easing, Fife saw the number of visitor days spent in the region increase by 21.1%, while the economic impact and number of jobs supported rose by 34.1% and 25.4% respectively (Figure 34)
- The largest increases in visitor days were amongst people staying in non-serviced accommodation (+70.6%). The number of visitor days spent staying with friends and relatives fell by 6.3%.
- The Dunfermline Area saw the greatest rate of recovery in the first 6 months of 2021. Kirkcaldy saw the second highest increase in economic impact and jobs supported; it only saw a small increase in the number of its visitor days, due to a 30% drop in the number of people staying with friends and relatives.

Fife Tourism Activity:

- Fife Council continued its delivery and review of the **COVID-19 Tourism & Events Strategy Action Plan**, which was agreed by the Fife Tourism Partnership Executive Board and Local Tourist Association Chairs in January 2021. The post-Covid reliance on the domestic tourism market and day trips has meant that messaging was targeted at the Scottish/low drivetime market. As restrictions eased, traditional 'honey-pot' destinations became busy, so market messaging was focused on encouraging people to visit to quieter, lesser-known locations.
- New digital content was created, including a **series of 8 podcasts and 4 'Welcome to our Home' videos** showcasing the region, businesses and promoting key themes. To date, there have been 3,944 downloads of the podcasts and over 94,000 views of the films on Facebook alone. Marketing activity commissioned from VisitScotland included social media campaigns targeting UK audience, as well as online editorial features in Woman & Home, BBC History and Countryfile.
- The **Festival of Golf** was delivered by Visit Fife Golf from April to October 2021, with support from the Council.
- Fife Council and the Fife Coast and Countryside Trust secured £375,000 from the Rural Tourism Infrastructure Fund towards the **Fife Outdoor Tourism Infrastructure Programme**. The £1m project comprises a rolling programme of works, designed in consultation with communities, to provide a network of parking, toilets, interpretation and renewable energy points for EV and EB charging for campervans and motorhomes along the Fife Coastal Path and Fife Pilgrim Way.

Fife Tourism Activity (continued):

- The East Neuk Local Tourist Association developed the **East Neuk Now app**, with support from Fife Council.
- Two Fife projects were awarded VisitScotland Destination & Sector Marketing funding - **Food in Fife’s food & drink trail along the Fife Coastal Path** and **Visit Fife Golf’s campaign to promote both golf and non-golfing activity in the region**.
- 15 Fife beaches were awarded a 2021 **Keep Scotland Beautiful ‘Scotland Beach Award’**.
- A Fife Events sub-group was set up, chaired by Amanda MacLeod of St Andrews Voices, to deliver the **Fife Events Group 2021-24 Action Plan**.
- Fife Council invested **£33,956 in the development of strategic events**, including the Fife Festival of Golf, Spook’Ore, the Adam Smith Festival of Ideas, StAnza International Poetry Festival, St Andrews Voices and the Anstruther Harbour Festival, which attracted the 10m high puppet STORM to the harbour as part of the Year of Coast and Waters celebrations.
- A **Tourism Skills Group** has been set up to look at how to promote tourism as a career of choice and bridge the current skills gap.
- Lindores Abbey Distillery was added to the **In the Footsteps of Kings augmented reality app**.
- Several tour operators attended a **virtual FAM trip** organised through UK Inbound in May 2021 which featured Teasses Estate near Leven.
- The Estuary Restaurant at **Leven Beach Holiday Park** opened after a £110,000 investment, creating seven full-time jobs.
- **The Crusoe Hotel** in Lower Largo reopened after extensive renovations.
- The **Old Course Hotel, Golf Resort and Spa** completed renovation works to add a penthouse, new guest rooms, an additional restaurant and bar and refurbished events spaces.
- **Silverburn Park Campsite** was named the best campsite in Scotland in the Corporate Livewire Prestige Awards.

Profile prepared by:	Economy, Tourism & Town Centres Team	Fife Council Business & Employability Service
Contacts:	Peter Corbett, Lead Officer (Economy) Email: Peter.Corbett@fife.gov.uk	Alison Laughlin, Economy Advisor Email: Alison.Laughlin@fife.gov.uk

Fife Council believes that the information contained within this publication was accurate as at 14th Dec 2021. The Council is acting as a distributor (not publisher) of content supplied by third parties and does not guarantee the reliability of the data and is not liable for any party’s reliance on the information contained.

9th February 2022

Agenda Item No. 07

LCP, Ward and Anti-Poverty Budget Proposal

Report by: Paul Vaughan, Head of Communities & Neighbourhoods

Wards Affected: Ward Nos 7 & 8

Purpose

To propose allocation of remaining 2021/22 budget from LCP, Ward and Anti-Poverty budgets as requested by members.

Recommendation(s)

The committee are asked to approve one of the proposals contained in the report.

Resource Implications

There are no outstanding resource implications as the proposal utilises existing budgets.

Legal & Risk Implications

There are no legal or risk implications arising from the implementation of this proposal.

Impact Assessment

An EqlA has not been completed as there are no proposed changes or revisions to existing policies.

Consultation

Consultation with elected members via workshops and with partners via the Cowdenbeath Area Welfare Reform and Anti-Poverty Partnership.

1.0 Background

- 1.1 This report outlines the current position regarding all remaining budgets available for use and a proposal for allocation of these resources by the end of the financial year 2021/22.
- 1.2 The table below details local budgets available on 1st February 2022.

	21/22 Budget
A41809 (Ward 8)	-£331.88
A41810 (Ward 7)	£23,645.45
A41811 (Cowdenbeath Area)	£11,609.16
A41785 (Anti-Poverty)	£46,271.35
Total	£81,194.08

- 1.3 A breakdown of all expenditure to date in 2021/22 by budget and project can be found in Appendices 1-4.
- 1.4 In addition to the budget listed above, there remains £50,000 for work by WRAPP partners to be distributed.
- 1.5 In late December 2021, Community Development Team Managers were asked to suggest projects which could be funded from the Winter Hardship Fund received by Fife Council. The Scottish Government allocated 1.6 million to Fife Council to support household who are experiencing financial hardship this winter. The link below takes you to the guidance regarding this budget:

<https://www.gov.scot/publications/financial-insecurity-guidance-to-local-authorities-winter-2021-22/pages/funding-arrangement/>

- 1.6 Local authorities are to use their allocation flexibly to tackle financial insecurity over Winter 2021-22. Action may include:
 - Emergency financial assistance, such as:
 - Supplementing local budgets for the Scottish Welfare Fund
 - Boosting local funding for Discretionary Housing Payments
 - Proactive financial assistance to support those likely to experience hardship – including people who may have been impacted by the cut to Universal Credit and those who may not be eligible for mainstream or other support
 - Build upon supports already delivered by local authorities, such as Scottish Child Payment Bridging Payments.
 - Financial assistance to access to food, fuel and other essentials
 - Direct assistance to access food, fuel and other essentials where this is more appropriate or is the preference of individuals themselves
 - Other activities and services, as necessary, to support individuals to overcome financial crisis and support wellbeing, including targeted activity to support marginalised groups, activity to prevent and address homelessness, and funding to community and third sector organisations.

- 1.7 A total of £90,000 has been allocated to the Cowdenbeath area from the Winter Hardship Fund as follows:

Community food projects sustainability plan	£70,000
Extra food - Food Banks and Fare Share (Ross Martin)	£10,000
Breakfast clubs	£5,000
WSA Crisis response payments	£5,000
	£90,000

- 1.8 This fund was made available to areas on the 23rd December 2021 and it has been agreed by the joint administration that the extra funding be made available immediately with a retrospective report to area committee from officers.

- 1.9 From the budget of £70,000 listed above, the following has been allocated to the following items:

Castle Furniture	£10,000
Community Use replacement cooker	£3,000
Community Use venues equipment	£3,000
Community Food Projects Vehicle Costs	£8,000
	£24,000

- 1.10 The table below outlines the **total** budget available to the area as of 1st February 2022:

	21/22 Budget
A41809 (Ward 8)	-£331.88
A41810 (Ward 7)	£23,645.45
A41811 (Cowdenbeath Area)	£11,609.16
A41785 (Anti-Poverty)	£46,271.35
WRAPP Budget	£50,000.00
Winter Hardship Fund	£46,000.00
Total	£177,194.08

2.0 Key Priorities

- 2.1 The report on the area wide anti-poverty workshop attended by members from February 2021 identified the following priorities:

Top Priorities	Important	Maintain and Develop
<ul style="list-style-type: none"> • Mental Health • Food Insecurity • Fuel Poverty • E-Poverty • Young Families 	<ul style="list-style-type: none"> • WRAPP • Social Isolation • Work and Economy • Education and Skills • Poverty Premium 	<ul style="list-style-type: none"> • Housing • Voluntary Sector • Community Resilience • ACE's

- 2.2 A series of workshops and consultation will take place prior to April 2022 to re-visit these priorities and identify key actions for 2022-23 budgets.

3.0 Budget Proposals

- 3.1 Elected members approved the report on base one expenditure at committee in June 2021 which outlined projected expenditure and potential projects utilising area budgets. The options in Section 4.0 expand on phase one and outline a range of options for remaining 2021/22 budget.
- 3.2 The items listed as 'Contingency/Emergency' have been included as a precaution to deal with pipeline or unexpected expenditure before the end of the 2021/22 financial year.

4.0 Options

- 4.1 **Option 1:** to utilise all the following budgets as one sum to support the delivery of key objectives. (WRAPP £50,000 to be allocated separately to WRAPP partners for anti-poverty work)

	21/22 Budget
A41809 (Ward 8)	-£331.88
A41810 (Ward 7)	£23,645.45
A41811 (Cowdenbeath Area)	£11,609.16
A41785 (Anti-Poverty)	£46,271.35
Winter Hardship Fund	£46,000.00
Total	£127,194.08

- 4.2 **Option 1 Potential Expenditure:**

Community Food Projects	£94,000
5% Contingency/Emergency	£6,350
Fuel Poverty	£10,000
Pre-paid supermarket cards	£10,000
Mental Health Projects (New)	£6,844.08
	£127,194.08

- 4.3 **Option 2:** to utilise all the following budgets as one sum to support the delivery of key objectives. (WRAPP £50,000 to be allocated to WRAPP partners for anti-poverty work and Ward 7 budget expenditure to be identified by Ward 7 members.)

	21/22 Budget
A41809 (Ward 8)	-£331.88
A41811 (Cowdenbeath Area)	£11,609.16
A41785 (Anti-Poverty)	£46,271.35
Winter Hardship Fund	£46,000.00
Total	£103,548.63

- 4.4 **Option 2 Potential Expenditure**

Community Food Projects	£90,000
4% Contingency/Emergency	£4100
Fuel Poverty	£3,000
Pre-paid supermarket cards	£3,000
Mental Health Projects (New)	£3,448.63
	£103,548.63

- 4.5 **Option 3:** to utilise all the following budgets as one sum to support the delivery of key objectives. (WRAPP £50,000 to be allocated to WRAPP partners for anti-poverty work, Ward 7 budget expenditure to be identified by Ward 7 members LCP budget expenditure to be identified by Ward 7 and Ward 8 members.)

	21/22 Budget
A41809 (Ward 8)	-£331.88
A41785 (Anti-Poverty)	£46,271.35
Winter Hardship Fund	£46,000.00
Total	£91,939.47

- 4.6 **Option 3 Potential Expenditure**

Community Food Projects	£80,000
4% Contingency/Emergency	£3677
Fuel Poverty	£3,000
Pre-paid supermarket cards	£3,000
Mental Health Projects (New)	£2,262.47
	£91,939.47

5.0 Reporting and Planning

- 5.1 A report on 2021/22 expenditure will be brought to the Cowdenbeath Area Committee after the conclusion of the financial year.
- 5.2 Following budget setting in early 2022, a series of workshops with members, staff and partner organisations are planned to identify key areas of work and to schedule expenditure across the 2022/23 financial year.
- 5.3 The table below provides an initial timeline for this work to take place:

End of February 2022	First member, staff and partner workshop
End of March 2022	Second member, staff and partner workshop
End of April 2022	Confirm priority areas of expenditure for 2022/23 Anti-Poverty Budget

List of Appendices

- Appendix 1 – Ward 8 Expenditure 2021-22
 Appendix 2 – Ward 7 Expenditure 2021-22
 Appendix 3 – LCP Expenditure 2021-22
 Appendix 4 – Anti-Poverty Expenditure 2021-22

Report Contact:

Gary Daniell
 Community Development Team Manager
 Telephone: 07534 579024
 E-mail: gary.daniell@fife.gov.uk

Appendix 1 - Ward 8 Budget

	21/22 Budget	Carry Over from 20/21	Total
A41809 (Ward 8)	£66,408	£28,823	£95,131

LCP Budget Proposal Phase One - 62% Contribution	£50,436
Temporary Staffing Posts	
Anti-Poverty Partnership	
CLD Activity Programmes (Summer, October & Easter)	
Benarty Path	£2,500
Junior Parkrun at Fife Cycle Park	£833.33
ABE Oot & Aboot Summer Activities	£32.55
Wallsgreens Park - Removal of Tree Stumps	£1,611
Benarty Bells Project	£25,000
Bowhill Highland Games 12.09.21	£2,000
Cardenden Scouts	£45
Flooding at Crosshill Park	£2,343
Lumphinnans Road - Metal fencing Repairs/Replacement	£4,279
Drop In Outdoors Growing Project	£3,560
Lochgelly Temporary Christmas Tree	£2,230
Benarty Permanent Christmas Tree	
Cardenden Permanent Christmas Tree	
Benarty Christmas Tree - Installation of Lights	£600
	£95,462.88

Appendix 2 - Ward 8 Budget

	21/22 Budget	Carry Over from 20/21	Total
A41810 – Ward 7	£84,320	£45,057	£129,377

Senior Citizens Christmas Party (Christmas 'Goodies' Boxes & Afternoon Tea in Spring)	£	250.00
Christmas Street Lights	£	900.00
Scottish Coal Carrying Championships	£	4,880.00
LCP Proposal Phase One - 62% Contribution	£	66,437.00
Temporary Staffing Posts		
Anti-Poverty Partnership		
CLD Activity Programmes (Summer, October & Easter)		
Crossgates Greenfingers Tap	£	550.00
ABE Oot & Aboot Summer Activities	£	32.55
Boundary Fence at the War Memorial	£	4,500.00
Cowdenbeath Christmas Lights	£	9,175.00
Cowdenbeath Skate Park - Priority Repairs Works	£	-
Step In Course at Kelty Community Centre	£	4,500.00
Lumphinnans Road - Metal fencing Repairs/Replacement	£	4,279.00
Cowdenbeath Temporary Christmas Tree	£	1,133.00
Lumphinnans Permanent Christmas Tree		
Kelty Permanent Christmas Tree		
Hill of Beath Christmas Tree - Installation of Lights	£	600.00
Lumphinnans Christmas Lights	£	2,775.00
Old Folk Christmas Lunch	£	720.00
The Arts Backpack in Fife		5,000.00
Mentors in Violence Prevention Scotland (MVP) @ Beath HS	£	650.00
	£	105,731.55

Appendix 3 - LCP Budget

	21/22 Budget	Carry Over from 20/21	Total
A41811 (LCP)	£20,141	£12,317	£32,458

Crowdfunder Fife	£	1,000.00
Floral Enhancement of Kelty	£	500.00
Donibristle Disaster Memorial Cairn	£	149.84
Non Domestic Rates	£	11,309.00
Floral Enhancement of Cardenden	£	500.00
LCP Proposal Phase One - 62% Contribution	£	7,114.00
Temporary Staffing Posts		
Anti-Poverty Partnership		
CLD Activity Programmes (Summer, October & Easter)		
Cowdenbeath War Memorial - Repair to Fire Damage/Missing Concrete	£	276.00
	£	20,848.84

Appendix 4 - Anti-Poverty Budget

	21/22 Budget	Carry Over from 20/21	Total
A41810 (Ward 7)	£270,000	£64,061	£334,061

Sanitary Products	£	249.80
Mobile Phone Costs (Befriending)	£	10.00
Food Resilience: Monday Meal Bag	£	5,000.00
Lochgelly Town Hall - Additional General Waste Bin Uplift	£	1,000.00
Travel Warrants Stagecoach for Welfare Support Staff	£	200.00
Be Creative - Be Well	£	1,503.00
Food Resilience: Breakfast Club	£	500.00
Van costs to support Food Deliveries, Collections and Food Projects in the Cowdenbeath Area	£	5,889.85
Anti-Poverty Budget Proposal Phase One - 62% Contribution	£	201,938.00
Temporary Staffing Posts		
Anti-Poverty Partnership		
CLD Activity Programmes (Summer, October & Easter)		
Cowdenbeath Resilience Fund	£	9,999.00
Community Food Project - Benarty Food Angels	£	8,000.00
Energy advice for hard to reach households in Cowdenbeath	£	30,000.00
Welfare Reform Immediate Response Fund	£	1,000.00
Community Food Project - Lo'Gelly Lunches	£	3,000.00
Community Food Project - Max's Meals	£	3,000.00
Anti-Poverty Interventions (Discretionary purchases for community patients and Side-by-Side Project)	£	1,500.00
Get Out of the House	£	2,000.00
Benarty Community Centre - Laminated Vouchers	£	12.00
Community Food Project continuation funding	£	13,000.00
	£	287,789.65

9th February 2022

Agenda Item No. 08

Cowdenbeath Town House

Report by: Paul Vaughan, Head of Communities & Neighbourhoods;
Ken Gourlay, Head of Assets, Transportation and Environment

Wards Affected: Ward 7

Purpose

The Council owns the Cowdenbeath Town House, High Street, Cowdenbeath which is held on the Common Good Account for Cowdenbeath. This Committee has responsibility for managing this Common Good Account and for making recommendations on the future of the property.

Recommendation(s)

It is recommended that the Committee:

- (1) consider the options for the future of the Cowdenbeath Town House;
- (2) On completion of the appropriate consultation with all key stakeholders, recommend to the Assets and Corporate Services Sub-Committee that the Cowdenbeath Town House be redeveloped for use as a community shop as detailed in paragraph 3.3 (Please note the ASC approval will be dealt with using the List of Officer Powers);
- (3) recommend the phased approach to the redevelopment, starting with the Ground Floor and developing a feasible approach for the upper floor ensuring the historical integrity of the building;
- (4) authorise the Head of Legal Services to obtain any necessary consent from the Sheriff for the disposal, including by lease in the first instance of the Cowdenbeath Town House;

Resource Implications

The estimated costs are provided in the Options Report prepared by Hardies Property and Construction Consultants and it is anticipated that funding from Community Shop, a community interest company, will provide the capital for the initial phase of the project. Additional funding will be applied for the remaining costs. It is anticipated that full funding will be made available for this proposal through contribution from Company Shop for initial ground floor work and subsequent funding through a Levelling Up Fund bid and core funding from the Communities & Neighbourhoods Service

Legal & Risk Implications

The approval of the Sheriff may be required for the proposed uses.

Any rent received for the property or disposal price would be paid to the Cowdenbeath Common Good Account.

Impact Assessment

An EqIA has not been completed and is not necessary for the following reasons: this report does not propose a change or revision to existing policies and practices.

Consultation

- Consultation from Options Appraisal (Hardies)(February 2020)
- Investigative discussions with NHS Scotland & Fife College (March 2020)
- Local elected members via Ward meetings and Levelling Up Briefing (November 2021)
- Consultation commissioned by Coalfields Regeneration Trust (November 2021)

1.0 Background

- 1.1 The Council own the Cowdenbeath Town House, High Street, Cowdenbeath. The property is held on the Cowdenbeath Common Good Account.
- 1.2 The property forms the first and second floors, together with clock tower in the red stone, C-listed, property at 123 High Street. It is believed that the property was constructed by Thomas Hyslop Ure 1905 for use as the Cowdenbeath Burgh Chambers.
- 1.3 The property was used by the successor Councils to the Burgh for office purposes and as the Cowdenbeath Local Office. The property was vacated in 2016. It is no longer required by Fife Council as a Local Office (now known as Customer Service Centres) or as an office base for staff, and is therefore surplus to requirements.
- 1.4 There is a desire from the local community and politically to have the property brought back into use.

2.0 Original Options

- 2.1 The Cowdenbeath Town House is an important local property for a number of reasons:
 - Historic links to the Town
 - Central location near the north of the High Street close to Railway station and other travel links
 - It houses the Town Clock
 - Category C-listed building
- 2.2 It is therefore important that a future use is identified for this property so that the local community can continue to enjoy the building and benefit from its offer. In light of this, Fife Council commissioned Hardies Property and Construction Consultants in 2019 to consider the options available for the future of this property. A copy of the report produced in February 2020 has been emailed separately to members.
- 2.3 Based on the initial Options Analysis, the top options were;
 - Doctors/Dental Surgery
 - Educational Facility
 - Assisted Living Facility

- 2.4 Community consultation was carried out in partnership with Cowdenbeath Community Council as well as the options being discussed at a ward meeting. The proposal for assisted living was felt not appropriate and was removed as an option. The two other options were investigated with NHS Fife and Fife College. Initial discussions were positive but because of the pandemic these were unable to be pursued as organisations reviewed their delivery models.

3.0 Current Options

- 3.1 The top options were revisited in early 2021 with Hardies being asked to consider the impact, if any, that the Covid-19 pandemic may have on the proposals for use. It was important to consider potential funding available, ongoing viability of any option and the potential demand for use. There was no change in the view from NHS Fife and Fife College as both had to adapt their delivery models due to the pandemic and this no longer met the aspirations of being able to deliver a service from the Town House.
- 3.2 Funding had been secured through the Scottish Government Town Centre Capital Investment Fund to carry out work on the building. This work focused around making the building wind and waterproof, this involved a considerable amount on the roof and the addressing of a leak and resulting water damage.
- 3.3 The Council were approached by Coalfield Regeneration Trust about the use of the building by an organisation called Community Shop. This proposal involved the creation of three distinct spaces within the building:
- **Community Shop** – Supplied by surplus and donated food, the shop would offer food and household products from well known brands at deeply discounted prices. For those on the cusp of food poverty, this would provide vital access to help feed families while making sure perfectly good products don't go to waste.
 - **Community Hub** - provides life-changing training and personal development through the Success Plan, helping people to increase their confidence, build on strengths and overcome barriers in their lives. Including anything from health and wellbeing to money matters and community leadership training. Community Hub inspires people to become the best version of themselves.
 - **Community Kitchen** - a welcoming space where people can enjoy good quality meals at low cost prices. However, they are much more than that and through a range of events and family activities, they encourage people out of the house, get strangers talking and bring communities together. Their busy calendars include things like cook clubs, seasonal activities and family events plus kids can eat for free!
- 3.4 A bid is being worked up currently for the redevelopment of the building which will facilitate the regeneration and repurposing of the Cowdenbeath Town House, a key building/asset on Cowdenbeath High Street. Ground floor work will include the reconfiguration of the existing space to provide space for a community shop, community café, kitchen, and training rooms. The upper floor to be reconfigured for digital youth space including fire separation works, new toilets and secure entry.
- 3.5 The YOUth Space Fife programme is a Communities & Neighbourhood Services initiative focusing on learning and skills development of young people aged 11 – 21 years in the areas of photography, videography, animation, printmaking, coding, blogging (including written and video), podcasts and social media. The learning programme is dedicated to supporting young people to be creative and develop their appreciation and awareness of how imaginative and innovative content can be used to effect change in their personal, family and community lives. The programme seeks to use the creativity of the young people taking part to improve social cohesion, citizenship and entrepreneurialism in, and with, Fife's young people.

4.0 Common Good Account

- 4.1 As this property is held on the Common Good Account for Cowdenbeath, the consent of the Sheriff may be required for the proposed lease or disposal of it. Once the plans are further developed, this will be considered further by officials and any relevant approval obtained.
- 4.2 Any income received will be applied to the Cowdenbeath Common Good Account. However, the social benefit of this approach for the use of this building will far outweigh any financial return. Benefit will be gained financially by the reduction of liabilities and ongoing revenue costs.

5.0 Conclusion

- 5.1 The development of the Cowdenbeath Town House for use as a Community Shop and other Community space should be investigated further and this should be recommended to the Assets and Corporate Services Sub-Committee.
- 5.2 Once investigated and assurances in place that the committee recommends the development of the Town House.

List of Appendices

1. Feasibility Options Assessment Hardies December 2019
2. Proposed Floor Plan for Community Shop proposal
3. Community Shop Impact Report 2020

Report Contacts:

Sarah Roxburgh
Community Manager (Cowdenbeath)
Telephone: 03451 55 55 55 + Voip Number 442016
Sarah.Roxburgh@fife.gov.uk

Michael I McArdle
Lead Professional
Bankhead Central
Telephone: 03451 55 55 55 + VOIP Number 440268
Michael.McArdle@fife.gov.uk

Andrew Walker
Economic Advisor
Town Centre Development
Telephone: 03451 555555 + VOIP Number 442274
Andrew.Walker@fife.gov.uk



Feasibility Options Assessment
of
Cowdenbeath Town House, High Street, Cowdenbeath KY4 9QE
for
Fife Council
December 2019



19-1301/SB

Hardies Property & Construction Consultants
The Signature Building
8 Pitreavie Court
Dunfermline
Fife
KY11 8UU

t: 01383 731841

e: shaun.buchan@hardies.co.uk

Offices at: **Aberdeen | Dumfries | Dundee | Dunfermline | Edinburgh**
Glasgow | Inverness | Perth | Stirling | St Andrews

Feasibility Options Assessment

of

Cowdenbeath Town House, High Street, Cowdenbeath KY4 9QE

Contents:

- 1.0 Introduction
- 2.0 Option 1 – Doctors / Dental Surgery Appraisal
- 3.0 Option 2 – Educational Facility Appraisal
- 4.0 Option 3 – Assisted Living Appraisal
- 5.0 Conclusion & Recommendations

Appendices

- Appendix A – Existing Floor Plans
- Appendix B – Option 1 – Doctors / Dental Surgery
- Appendix C – Option 2 – Educational Facility
- Appendix D – Option 3 – Assisted Living

1.0 Introduction

- 1.1 As per the requirements of Fife Council's scope of works and on completion of the Condition Survey Report for Cowdenbeath Town House, Hardies have prepared three feasibility options for the proposed future use of the Town House for consideration.
- 1.2 The Client's brief indicated the preferred use of the building should benefit the community and therefore Hardies have prepared options based on this rationale.
- 1.3 The following options for consideration are:-
 - Doctors / Dental Surgery
 - Educational Facility
 - Assisted Living
- 1.4 We have provided an overview of each option overleaf.

DRAFT

2.0 Option 1 – Doctors / Dental Surgery Appraisal

- 2.1 It is understood that there is a shortage of building stock capable of providing the necessary facilities and layout for a Doctors / Dental Surgery in Cowdenbeath. The existing layout lends itself well to the provision of private consultation rooms, with minor internal and structural alterations only likely to be required. The provision of a Doctors / Dental Surgery would retain the property for public use, meeting a key Client requirement.
- 2.2 The existing car park would need to be resurfaced with additional lighting, CCTV and access control measures needing to be installed.
- 2.3 The following points are an assessment of the advantages and disadvantages of the Town House being converted into a Doctors / Dental Surgery.

Advantages

- Good location
- Regeneration of the north of the town centre
- Good public transport links serving the building
- Level access to the property
- Available car parking facilities
- The existing layout lends itself to the proposed use
- Reduced construction costs
- No sub-division of property required therefore limited fire / noise compartmentation works required
- Viewed favourably by the public
- Attracts people to the town centre

Disadvantages

- Access to car park is narrow and restrictive
- Increased traffic on a small access road, therefore increased risk of an accident to public and vehicles

3.0 Option 2 – Educational Facility Appraisal

- 3.1 This option would assist with the education of unemployed persons within Cowdenbeath. The intension being to provide a facility that has multiple uses for education and training. It is anticipated that local education providers such as colleges would have an interest in using / leasing space in order to provide their courses.
- 3.2 The existing layout can be reconfigured relatively easily to provide flexible and adaptable learning space both in terms of size and function.
- 3.3 The adaptation and reconfiguration of Cowdenbeath Town House would require liaison with end users should this option be selected by the Client following public consultation.
- 3.4 The existing car park would need to be resurfaced with additional lighting, CCTV and access control measures needing to be installed.
- 3.5 The following points are an assessment of the advantages and disadvantages of the Town House being converted into an educational facility.

Advantages

- Good location
- Regeneration of the north of the town centre
- Good public transport links
- Level access to the property
- Available car parking facilities
- Attracts people to the town centre
- The provision of an education facility within Cowdenbeath as opposed to travelling to Dunfermline, Glenrothes or Kirkcaldy
- Educational facility along with business use
- Aids unemployment providing a pathway from education into employment
- No sub-division of property required therefore limited fire / noise compartmentation works required

Disadvantages

- Access to car park is narrow and restrictive
- Increased traffic on a small access road
- Alterations will be required therefore increased construction costs
- More internal reconfiguration works will be required compared to Option 1

4.0 Option 3 – Assisted Living Appraisal

- 4.1 This option would assist with the provision of accommodation specifically tailored to the needs and requirements of the vulnerable and elderly. This option has a specific benefit, with limited advantages to the general public. The provision of this type of accommodation would, however, assist the Client towards the supply of assisted accommodation requirements.
- 4.2 The existing layout will need to be reconfigured and out of the three options presented in this document will incur the greatest financial expenditure. This space however, can be adapted relatively easily to provide the facilities required.
- 4.3 The adaptation and reconfiguration of Cowdenbeath Town House would require liaison with end users such as Housing Associations should this option be selected by the Client following public consultation.
- 4.4 The existing car park would need to be resurfaced with additional lighting, CCTV and access control measures needing to be installed.
- 4.5 The following points are an assessment of the advantages and disadvantages of the Town House being converted into assisted living.

Advantages

- Good location
- Regeneration of the north of the town centre
- Good public transport links
- Level access to the property
- Less vehicle movements to narrow street
- Still in keeping with a community facility rather than converting to residential use
- A facility to help the vulnerable or elderly
- No sub-division of property required therefore limited fire / noise compartmentation works required

Disadvantages

- No business brought into the town centre
- Alterations will be required therefore increased construction costs
- Likely to be the most costly option of the three due to sub-division / reconfiguration / fit-out works
- Not for use by the general public




5.0 Conclusion & Recommendations

- 5.1 This document has assessed three options for the future and continued use of Cowdenbeath Town House, Cowdenbeath. The options have been carefully selected and have taken into consideration the Clients requirements that the Town House remains in public use.
- 5.2 The three options selected are a Doctors / Dental Surgery; an educational facility, and an option for assisted living accommodation.
- 5.3 The following items are considered to be the key points for the Clients consideration and for further review and discussion ahead of the public consultation;
- Works are required to return the premises to wind and watertight condition (as mentioned within the previously issued condition report)
 - Three options have been provided that will continue to provide a use to the community
 - The three options provided involve varying levels of internal alterations, with associated costs increasing as the level of internal alterations increases
 - The doctor's / dental surgery and educational facility options will increase traffic to an already narrow street. Traffic improvements will need to be considered and included in these options
 - All proposed options will benefit adjacent businesses
 - All proposed options will attract new business to the area
 - All options will provide employment
 - The educational facility option will provide a pathway from unemployment into the workplace. Consultation with end users will be required to ensure appropriate facilities are provided that meet with their needs.
- 5.4 The following are a list of next steps and recommendations;
- Options to be put to public consultation
 - Thereafter one option can be selected
 - Detailed analysis of one option with budget costs to be provided
 - Thereafter a tender package can be developed and issued for pricing by contractors

5.5 We trust that the options presented in this document meet with the Clients requirements and we look forward to reviewing these in detail at your convenience. In the meantime, should you have any queries, please do not hesitate to contact the writer.

Signed: Shaun Buchan BSc (Hons) MRICS
**For and on behalf of
Hardies LLP**

Dated: 19 December 2019

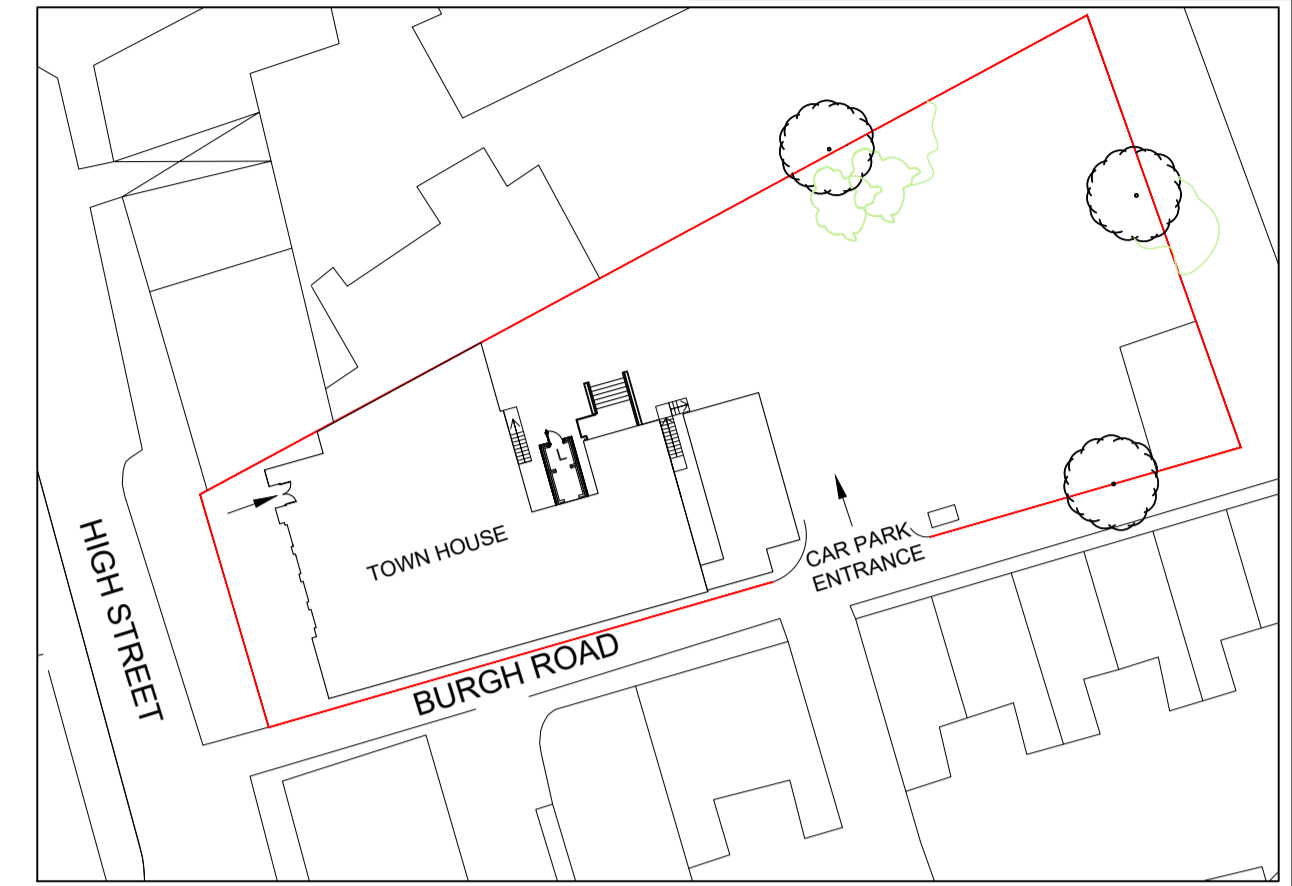
 			
Revision:	Date:	Author:	Checked By:
Original	19/12/2019	S Buchan	M McConnell
Rev A			
Rev B			

Appendix A

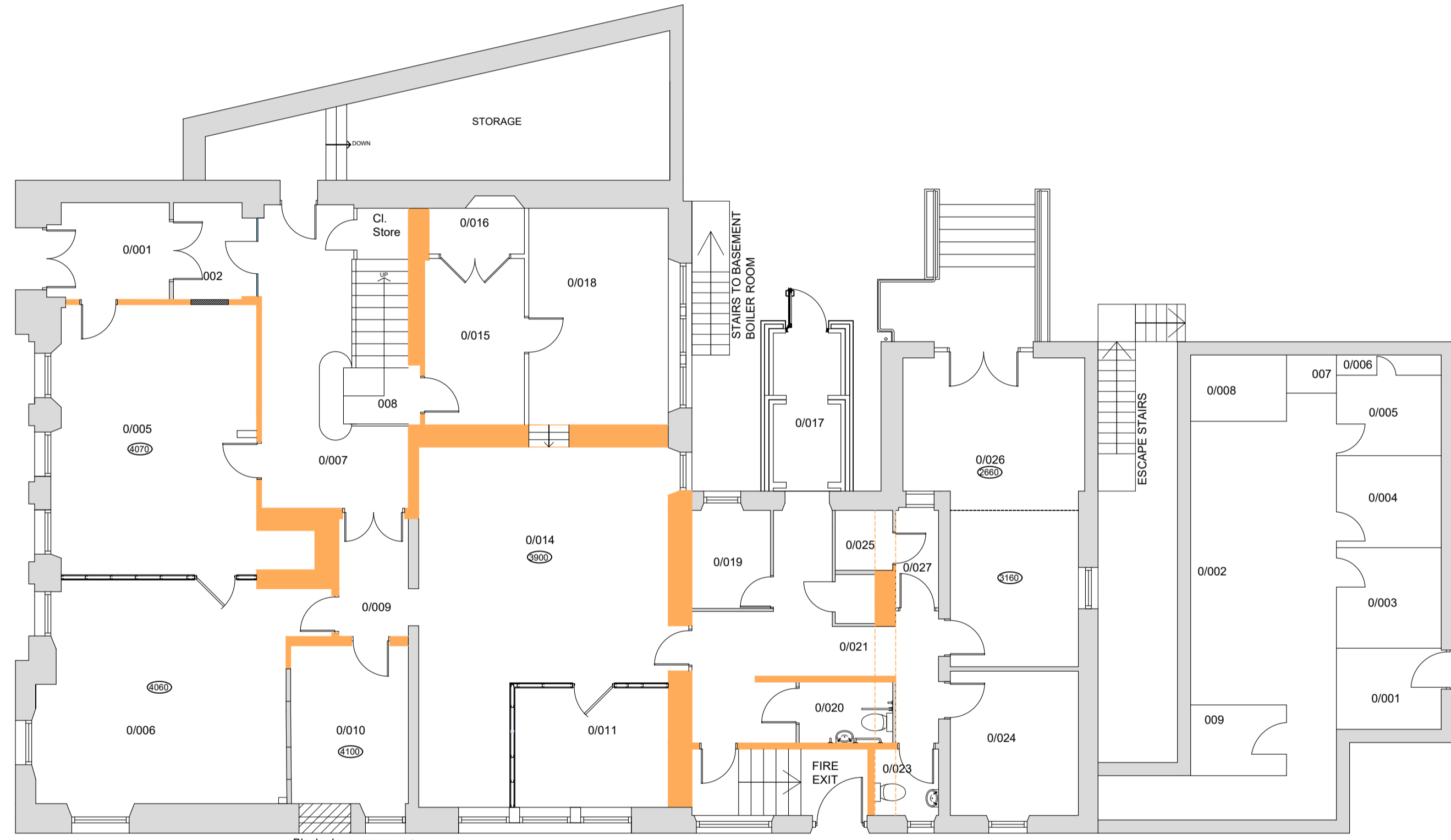
Existing Floor Plans

DRAFT

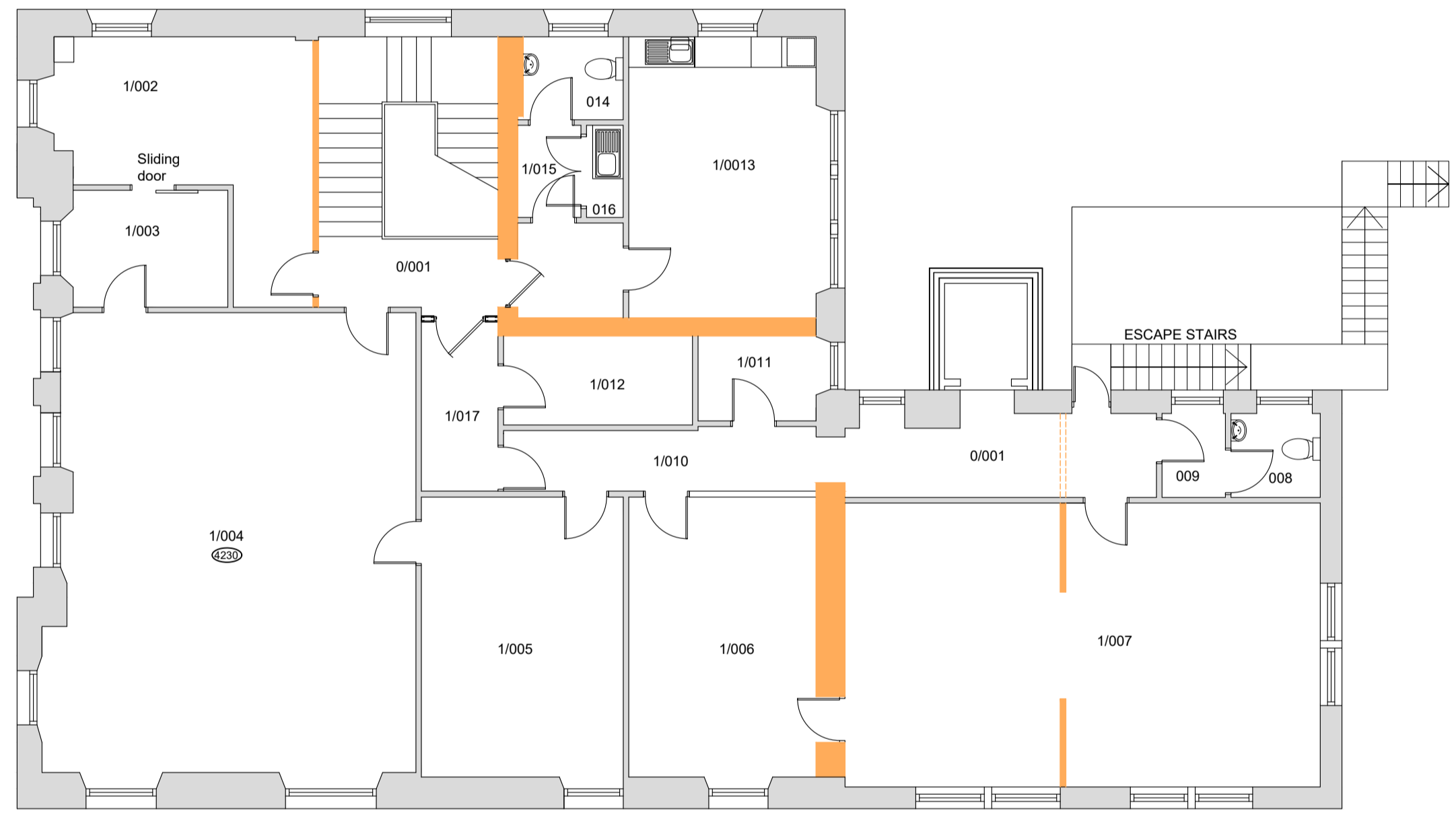
Notes:
 All dimensions to be checked on site prior to construction and manufacture, and any discrepancies to be reported to Hardies LLP prior to ordering of materials and prior to carrying out any construction work.
 © This drawing is copyright of Hardies LLP and must not be reproduced in whole or part without prior written permission. This drawing must not be scaled for construction purposes.
 CONSTRUCTION (DESIGN AND MANAGEMENT) REGULATIONS 2015
 The designs on this drawing are prepared with the consideration of the need to identify hazards and give regard to the hierarchy of risk control.
 This drawing is to be read in conjunction with project specific standard hazard and risk assessment, where relevant.
 Works to be carried out in accordance with the Construction Phase Health & Safety plan prepared by the Principal Contractor.



SITE LAYOUT - 1:500





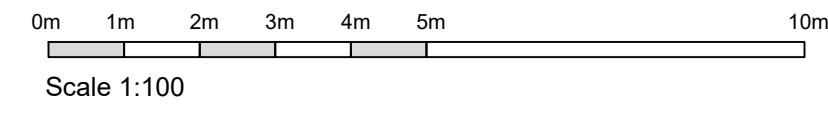
EXISTING GROUND FLOOR LAYOUT - 1:100



EXISTING FIRST FLOOR LAYOUT - 1:100

LEGENDS

-  EXISTING WALLS
-  LIKELY TO BE MASONRY WALL



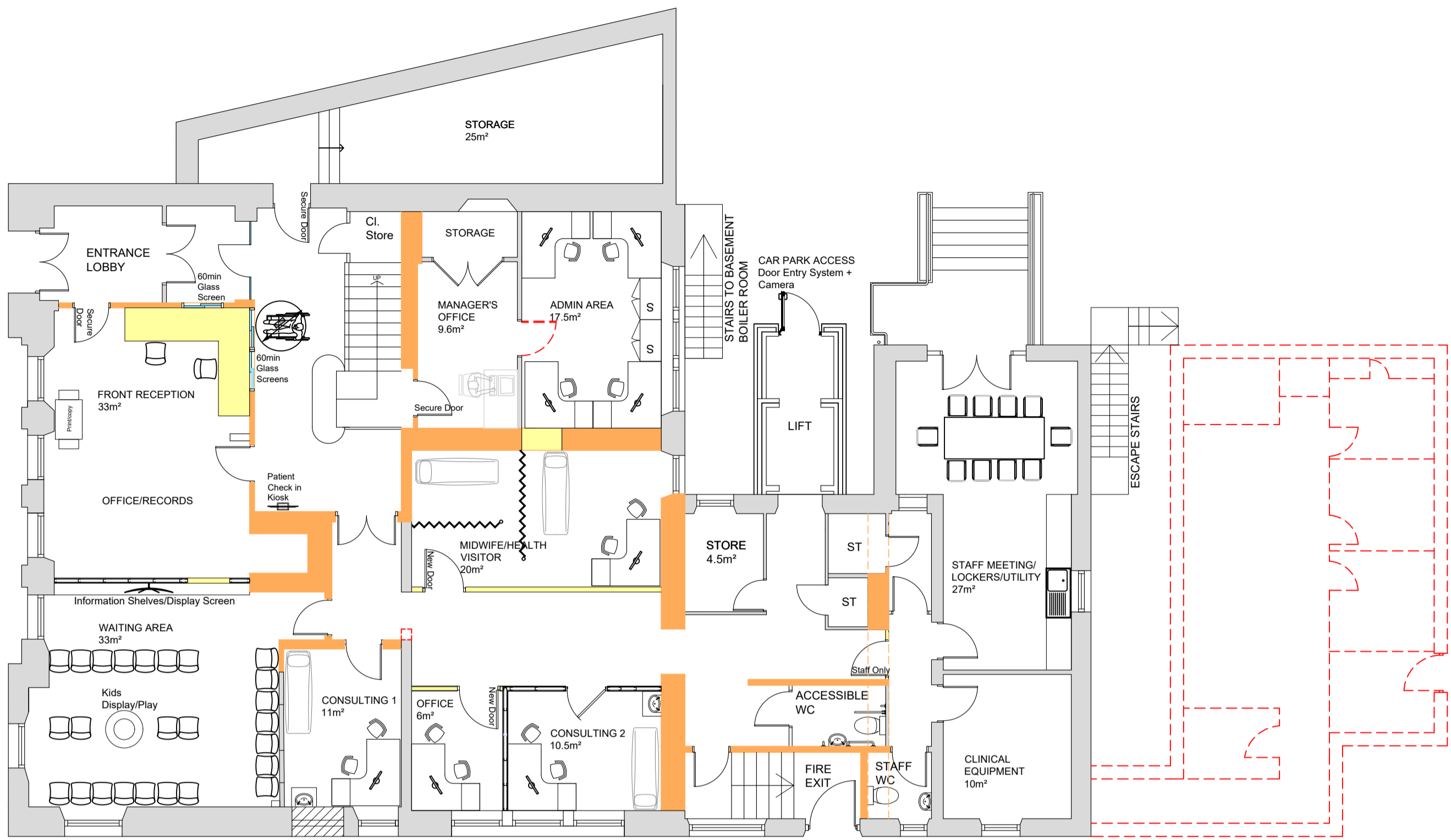
 <p>Hardies PROPERTY & CONSTRUCTION CONSULTANTS</p>			
The Signature Building 8 Pitreavie Court Dundee KY11 8JU		tel: 01307 731 841 email: info@hardies.co.uk web: www.hardies.co.uk Offices at: Aberdeen, Dundee, Glasgow, Perth, Inverness	
			
client Fife Council			
project Cowdenbeath Town House 123 High Street, KY4 9QU.			
drawing title Existing Layouts Ground & First Floor			
status SURVEY			
date	scale	drawn by	checked by
15.11.19	1:100@A1	AM	SB
job no.	drawing no.	revision	
19-1301	(--)/001	-	

Appendix B

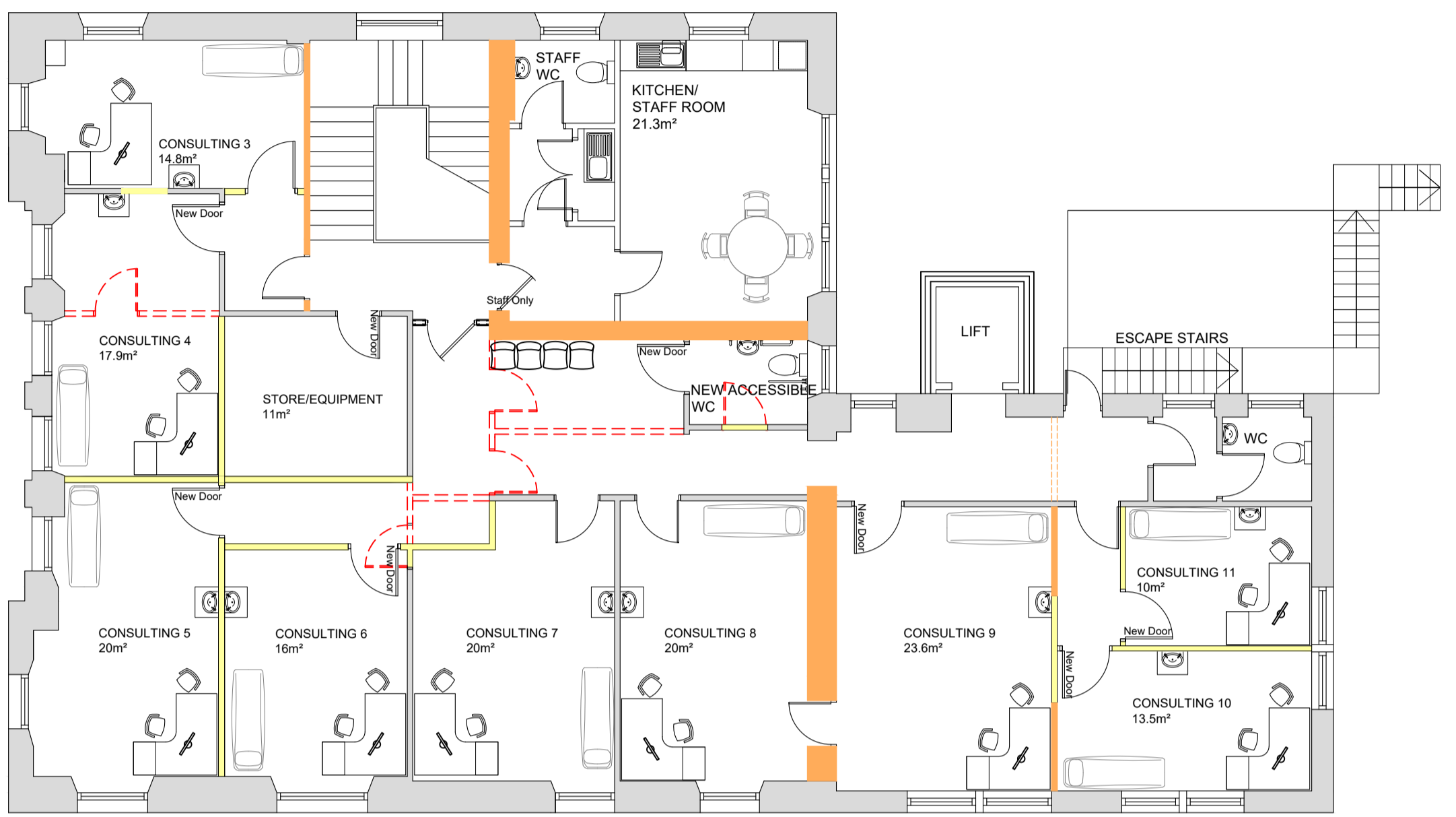
Option 1 – Doctors / Dental Surgery

DRAFT

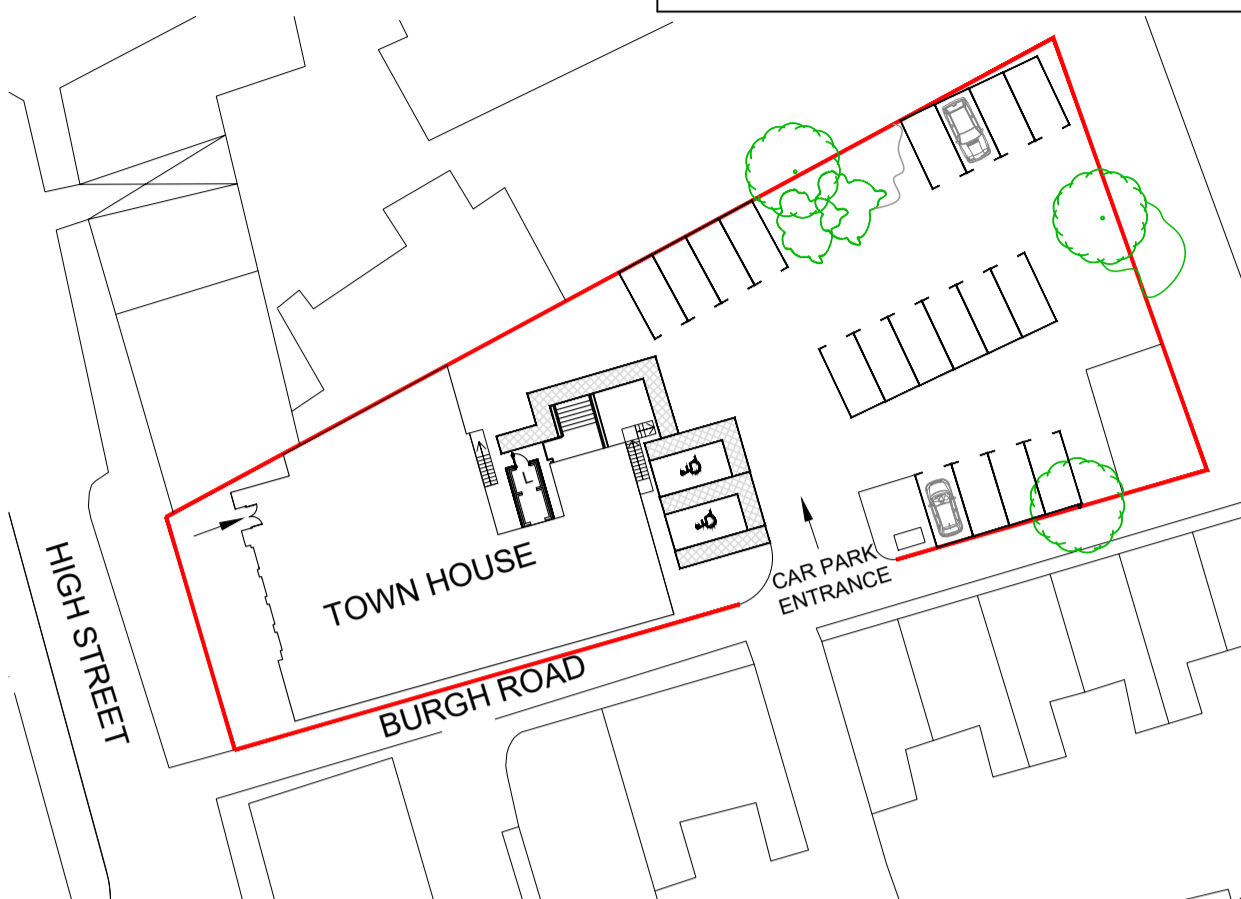
Notes:
 All dimensions to be checked on site prior to construction and manufacture, and any discrepancies to be reported to Hardies LLP prior to ordering of materials and prior to carrying out any construction work.
 © This drawing is copyright of Hardies LLP and must not be reproduced in whole or part without prior written permission. This drawing must not be scaled for construction purposes.
 CONSTRUCTION (DESIGN AND MANAGEMENT) REGULATIONS 2015
 The designs on this drawing are prepared with the consideration of the need to identify hazards and give regard to the hierarchy of risk control.
 This drawing is to be read in conjunction with project specific standard hazard and risk assessment, where relevant.
 Works to be carried out in accordance with the Construction Phase Health & Safety plan prepared by the Principal Contractor.



PROPOSED GROUND FLOOR LAYOUT - 1:100
 OPTION 2 - FRONT RECEPTION

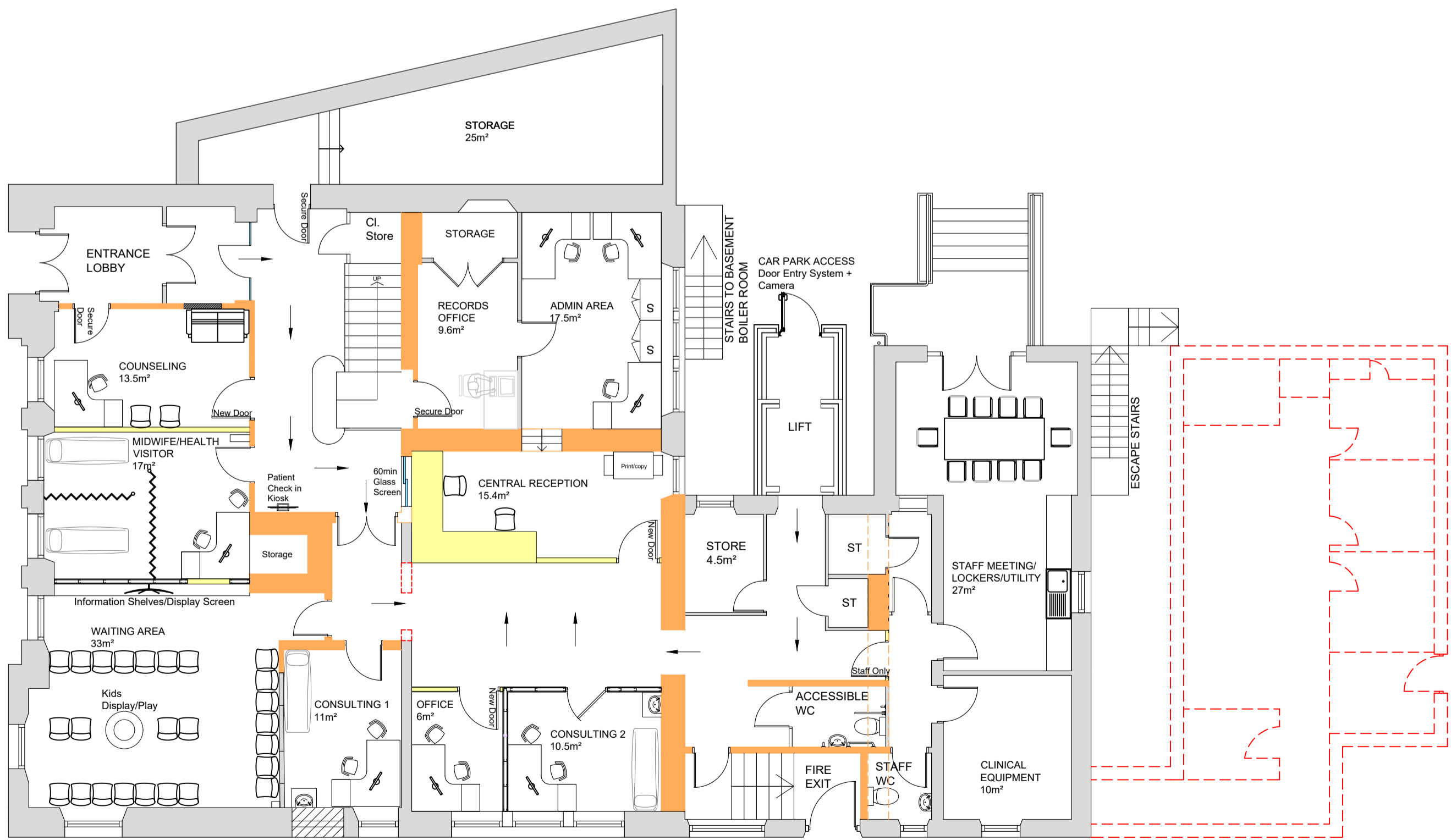


PROPOSED FIRST FLOOR LAYOUT - 1:100
 OPTION 2

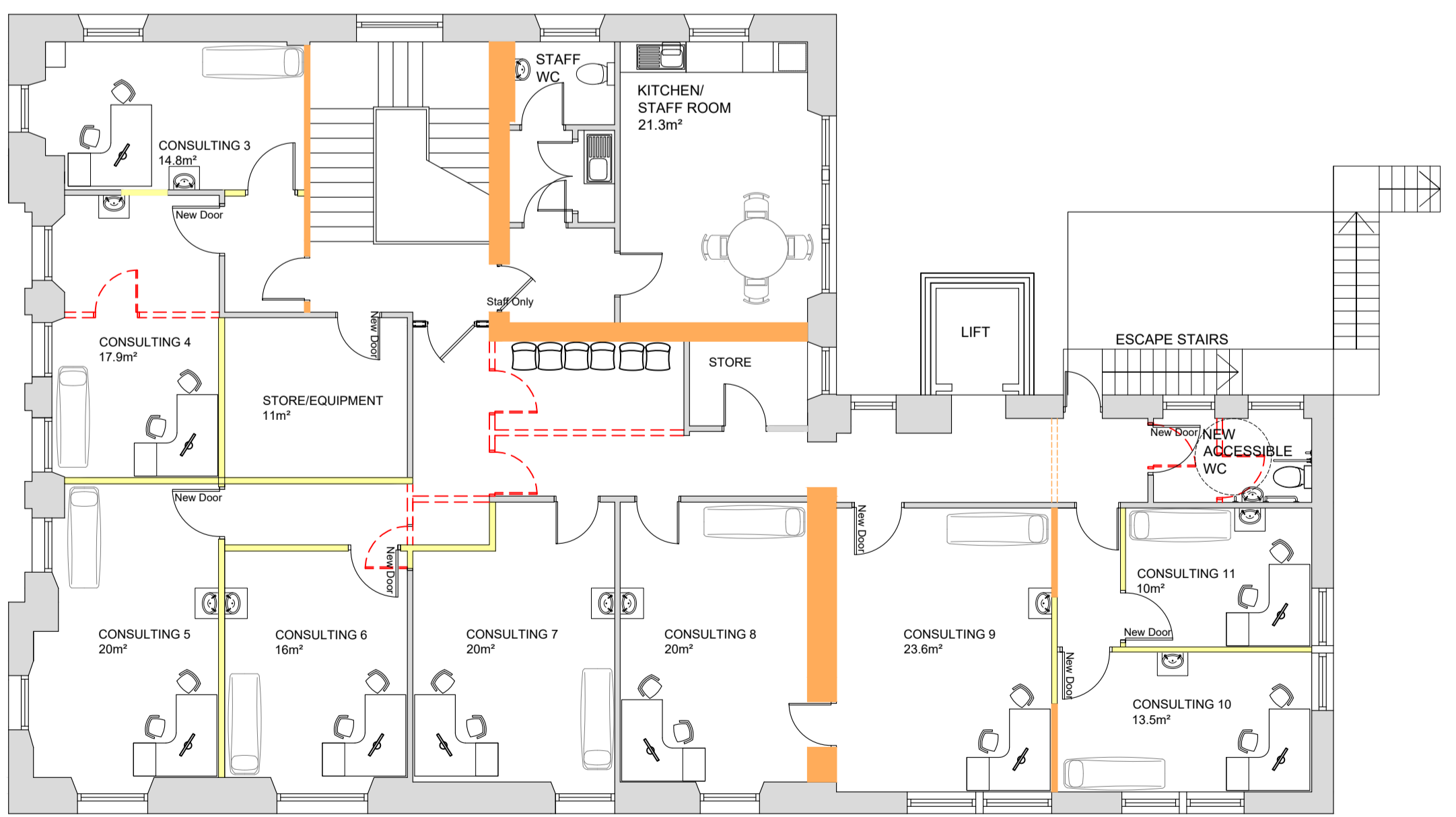


SITE PLAN - 1:500

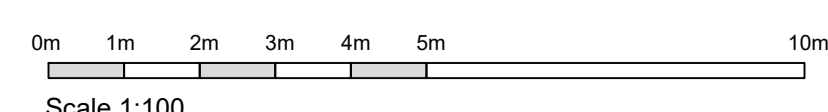
- LEGENDS
- EXISTING WALLS
 - NEW PARTITIONS/ INFILL/RECEPTION
 - LIKELY TO BE MASONRY WALL
 - GLASS SCREENS
 - DAWKINGS



PROPOSED GROUND FLOOR LAYOUT - 1:100
 OPTION 1 - CENTRAL RECEPTION



PROPOSED FIRST FLOOR LAYOUT - 1:100
 OPTION 1



client: description

Hardies
 PROPERTY & CONSTRUCTION CONSULTANTS

The Signature Building
 8 Pitreavie Court
 Dundee
 KY11 8JU

01382 712 841
 info@hardies.co.uk
 hardies.co.uk
 Offices at:
 Dundee, Dundee, Edinburgh,
 Glasgow, Perth, Perth, St Helens

client: **Fife Council**

project: **Cowdenbeath Town House
 123 High Street, KY4 9QU.**

drawing title: **Proposed Layouts - Doctor's Surgery
 Ground & First Floor**

status: **FEASIBILITY**

date: 17.12.19 scale: 1:100@A1 drawn by: AM checked by: SB

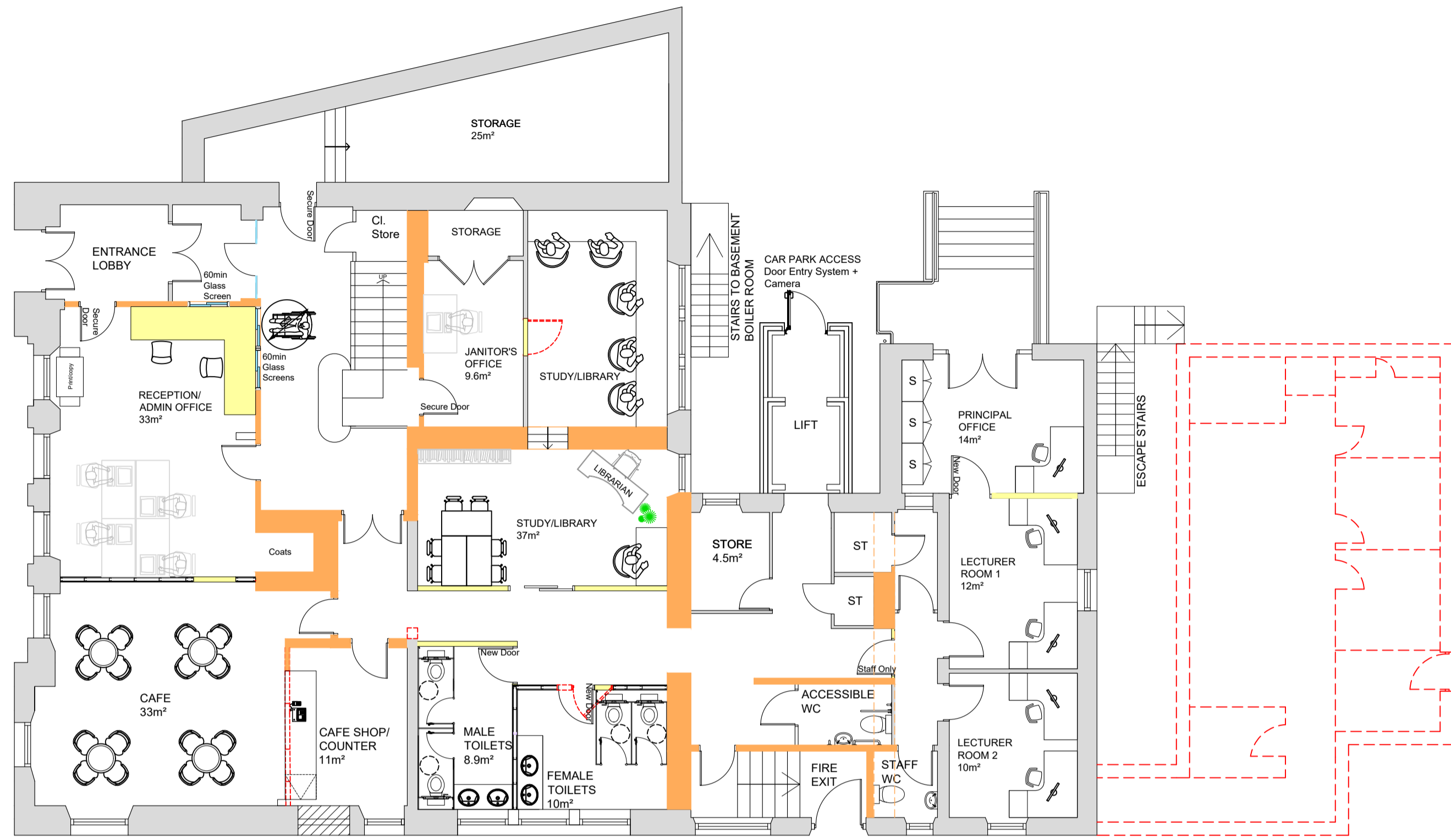
job no.: 19-1301 drawing no.: (-)002 revision: -

Appendix C

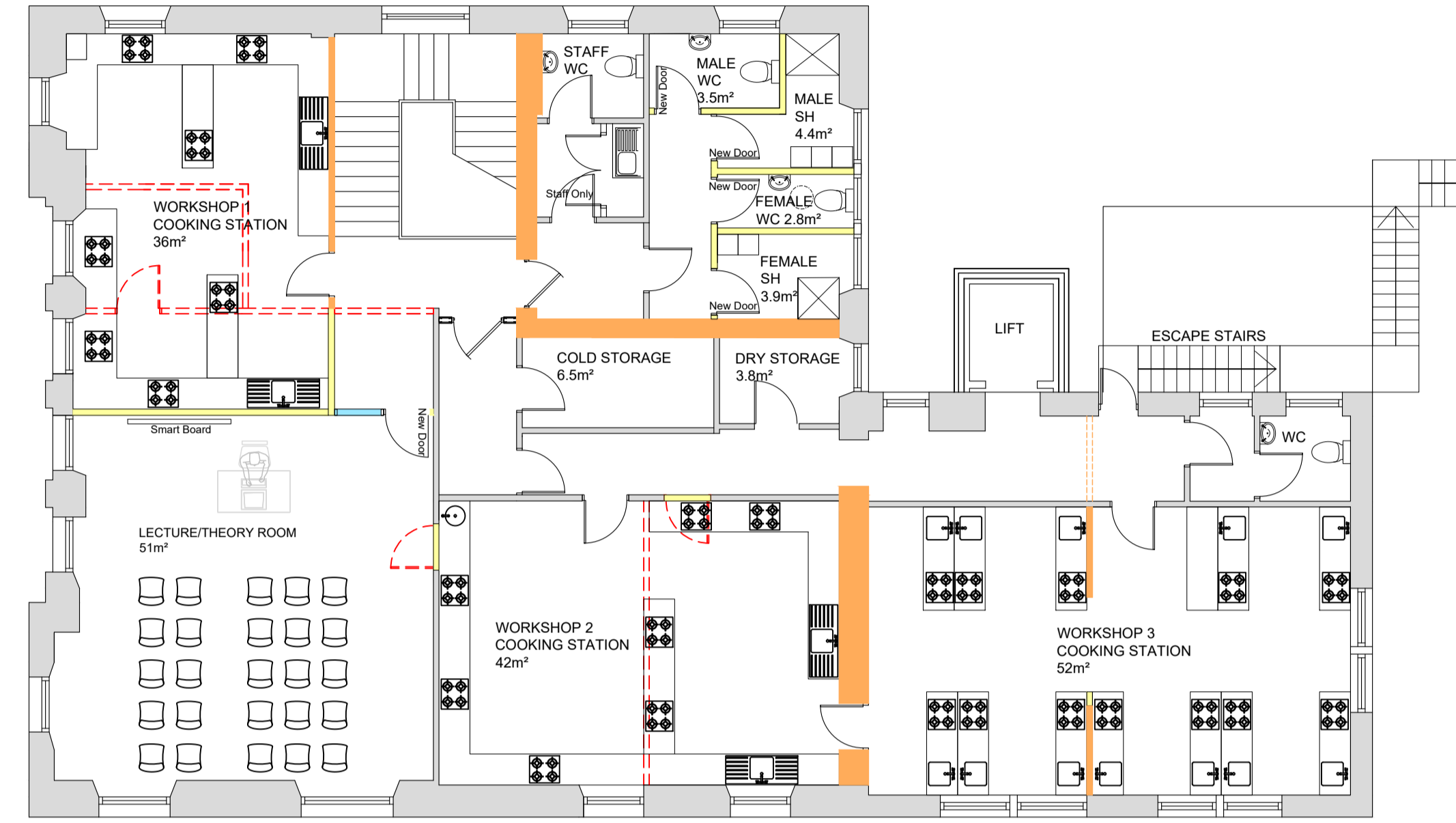
Option 2 – Educational Facility

DRAFT

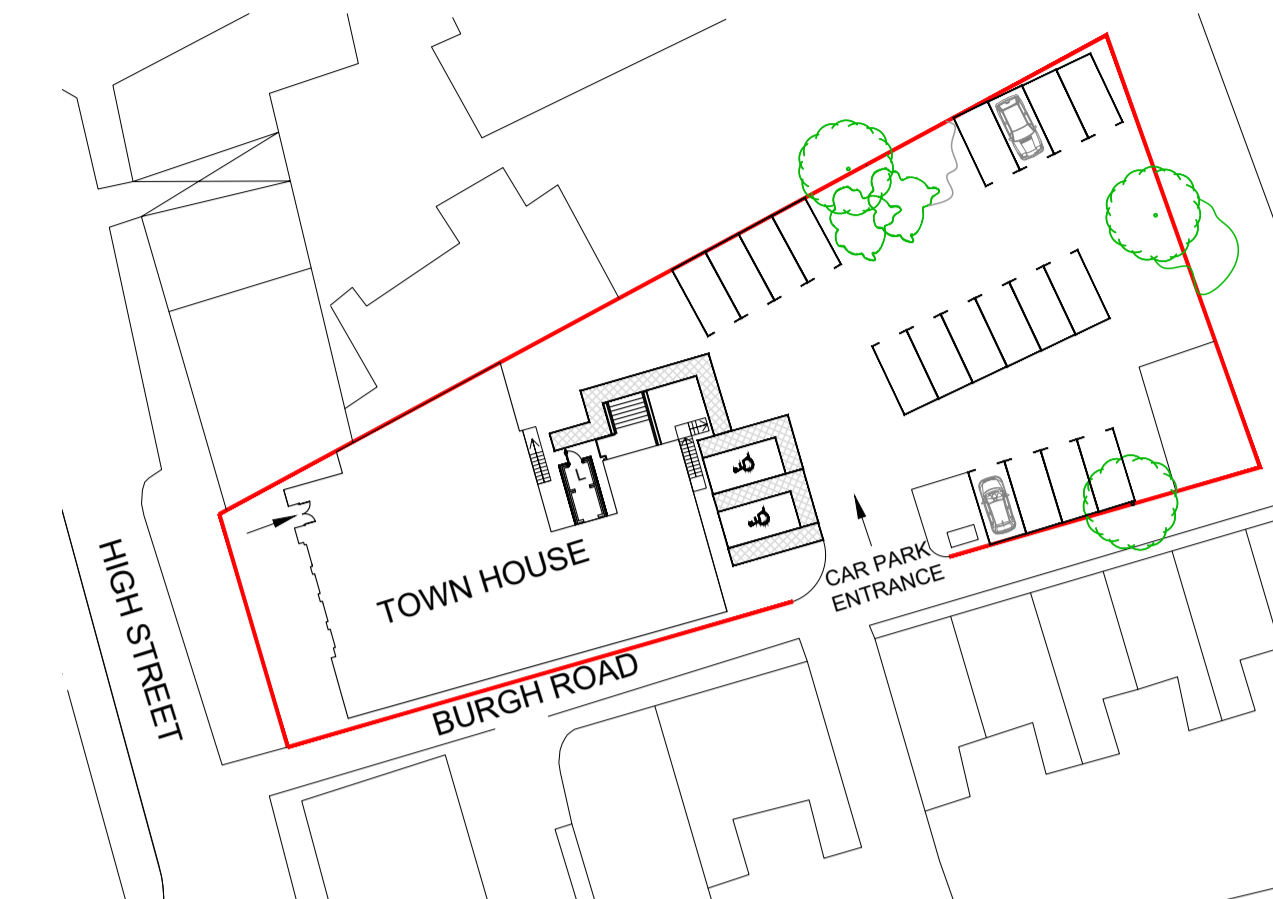
Notes:
 All dimensions to be checked on site prior to construction and manufacture, and any discrepancies to be reported to Hardies LLP prior to ordering of materials and prior to carrying out any construction work.
 © This drawing is copyright of Hardies LLP and must not be reproduced in whole or part without prior written permission. This drawing must not be scaled for construction purposes.
 CONSTRUCTION (DESIGN AND MANAGEMENT) REGULATIONS 2015
 The designs on this drawing are prepared with the consideration of the need to identify hazards and give regard to the hierarchy of risk control.
 This drawing is to be read in conjunction with project specific standard hazard and risk assessment, where relevant.
 Works to be carried out in accordance with the Construction Phase Health & Safety plan prepared by the Principal Contractor.



PROPOSED GROUND FLOOR LAYOUT - 1:100
 OPTION 2



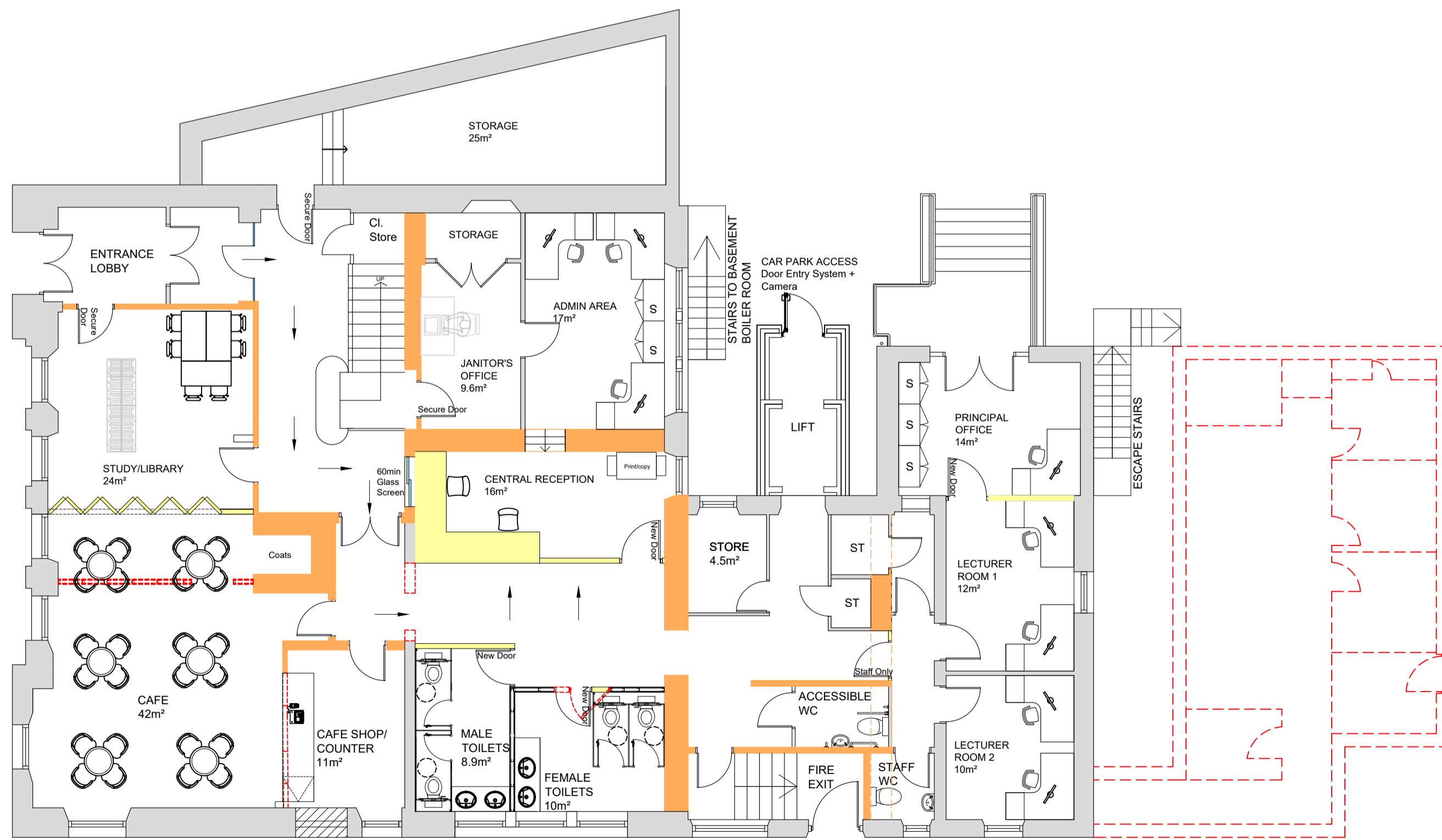
PROPOSED FIRST FLOOR LAYOUT - 1:100
 OPTION 2



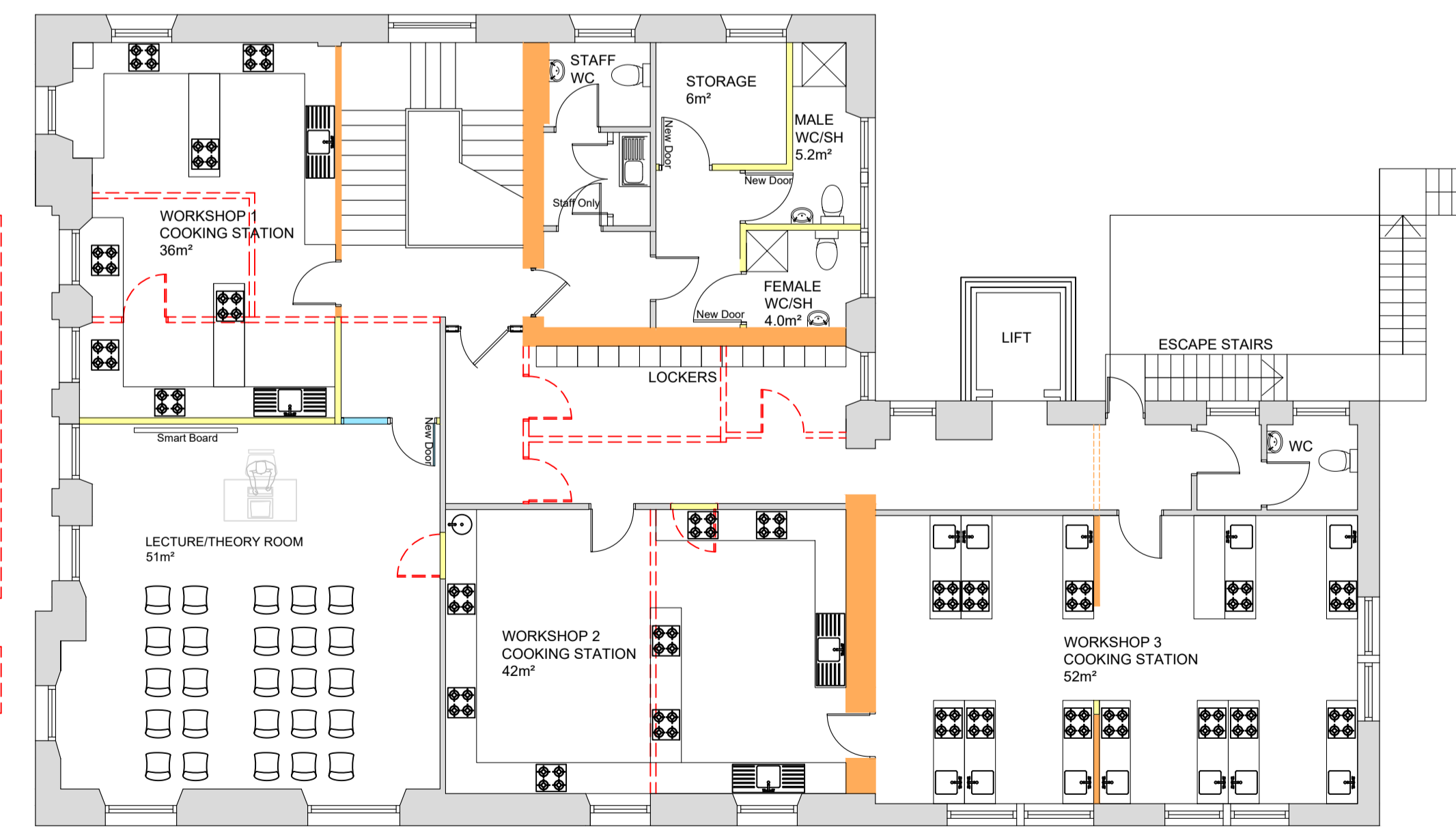
SITE PLAN - 1:500

LEGENDS

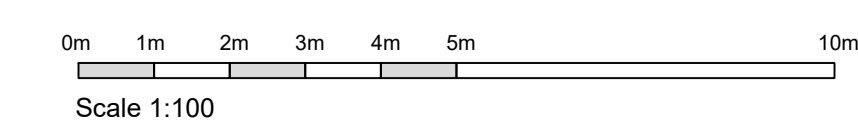
- EXISTING WALLS
- NEW PARTITIONS/ INFILL/RECEPTION
- LIKELY TO BE MASONRY WALL
- GLASS SCREENS
- DOWNTAKINGS



PROPOSED GROUND FLOOR LAYOUT - 1:100
 OPTION 1



PROPOSED FIRST FLOOR LAYOUT - 1:100
 OPTION 1



Hardies
 PROPERTY & CONSTRUCTION CONSULTANTS

The Signature Building
 8 Pitreavie Court
 Dundee, KY11 8JU

client
Fife Council

project
**Cowdenbeath Town House
 123 High Street, KY4 9QU.**

drawing title
**Proposed Layouts - Educational Facility
 Ground & First Floor**

status
FEASIBILITY

date 17.12.19 scale 1:100@A1 drawn by AM checked by SB

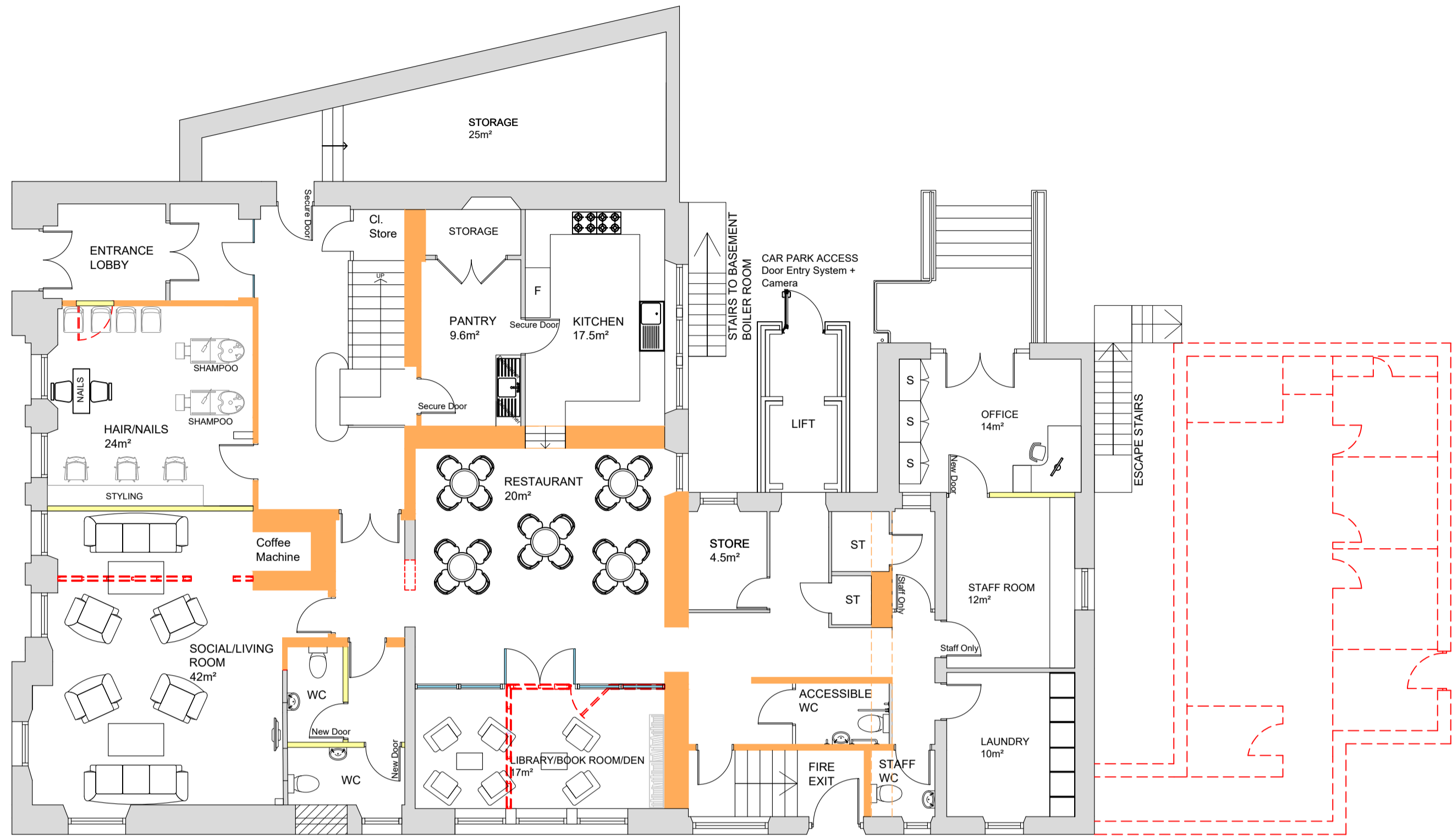
job no. 19-1301 drawing no. (-)-003 revision -

Appendix D

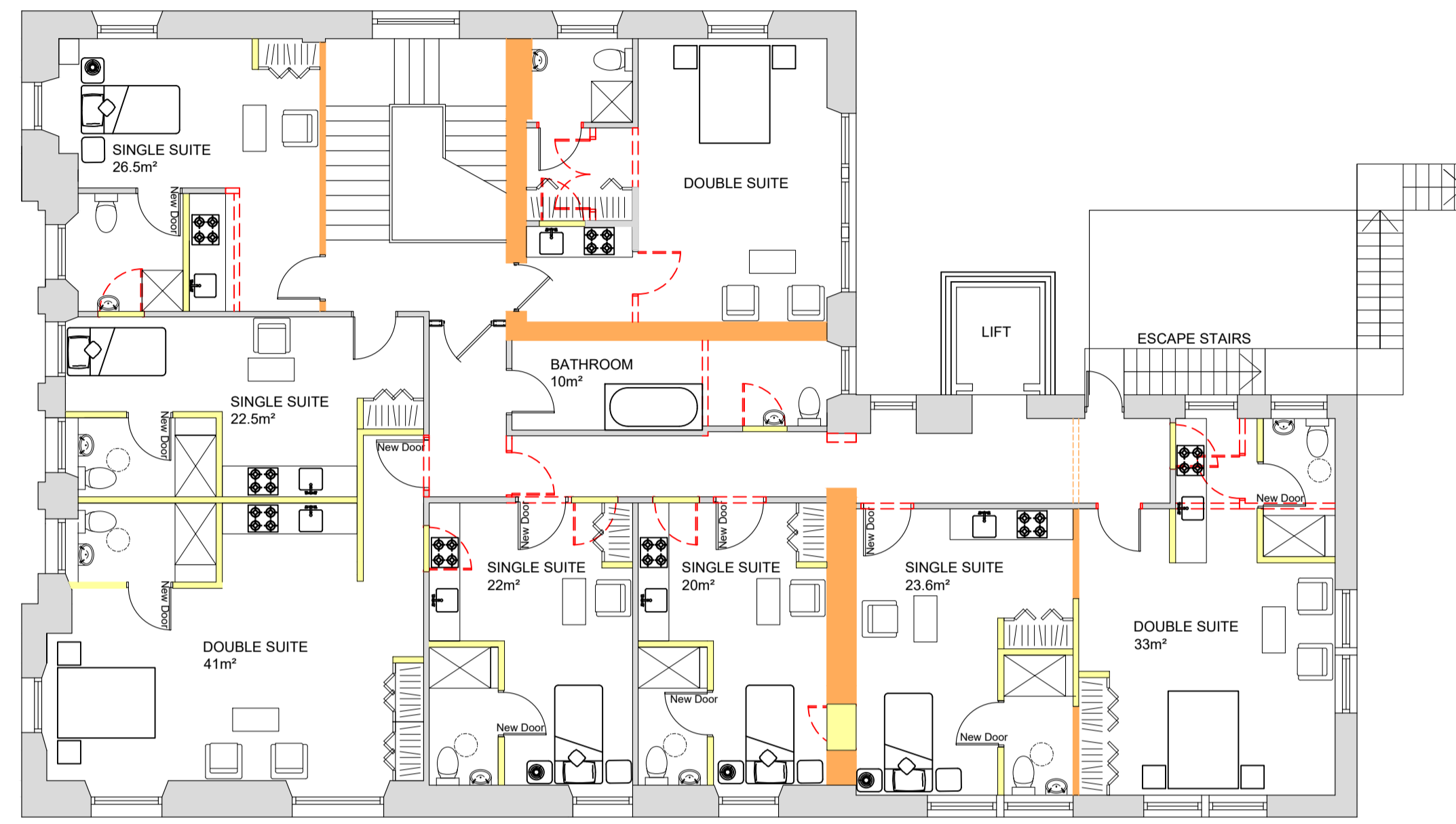
Option 3 – Assisted Living

DRAFT

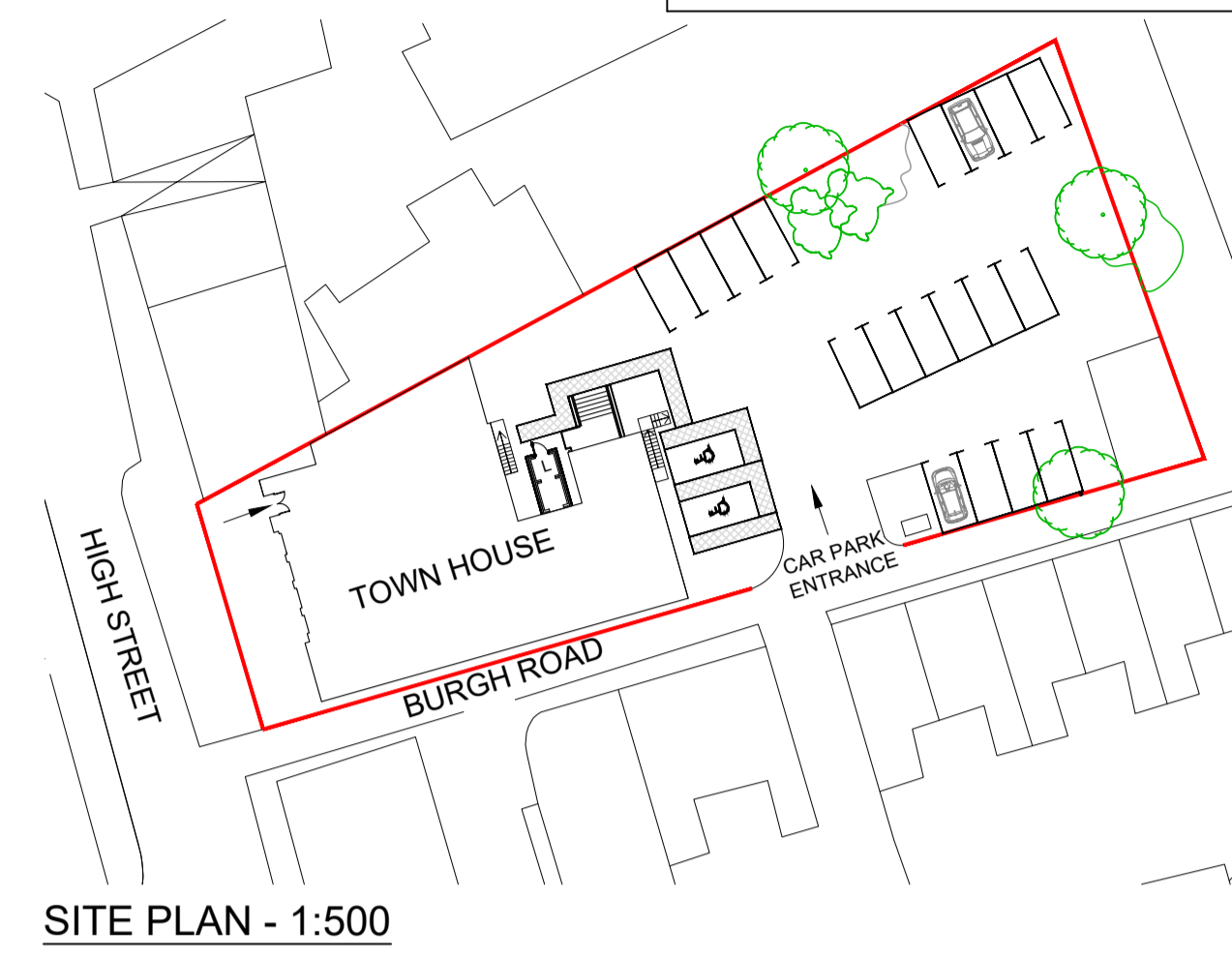
Notes:
 All dimensions to be checked on site prior to construction and manufacture, and any discrepancies to be reported to Hardies LLP prior to ordering of materials and prior to carrying out any construction work.
 © This drawing is copyright of Hardies LLP and must not be reproduced in whole or part without prior written permission. This drawing must not be scaled for construction purposes.
 CONSTRUCTION (DESIGN AND MANAGEMENT) REGULATIONS 2015
 The designs on this drawing are prepared with the consideration of the need to identify hazards and give regard to the hierarchy of risk control.
 This drawing is to be read in conjunction with project specific standard hazard and risk assessment, where relevant.
 Works to be carried out in accordance with the Construction Phase Health & Safety plan prepared by the Principal Contractor.



PROPOSED GROUND FLOOR LAYOUT - 1:100
 ASSISTED ACCOMMODATION - ELDERLY- OPTION 1

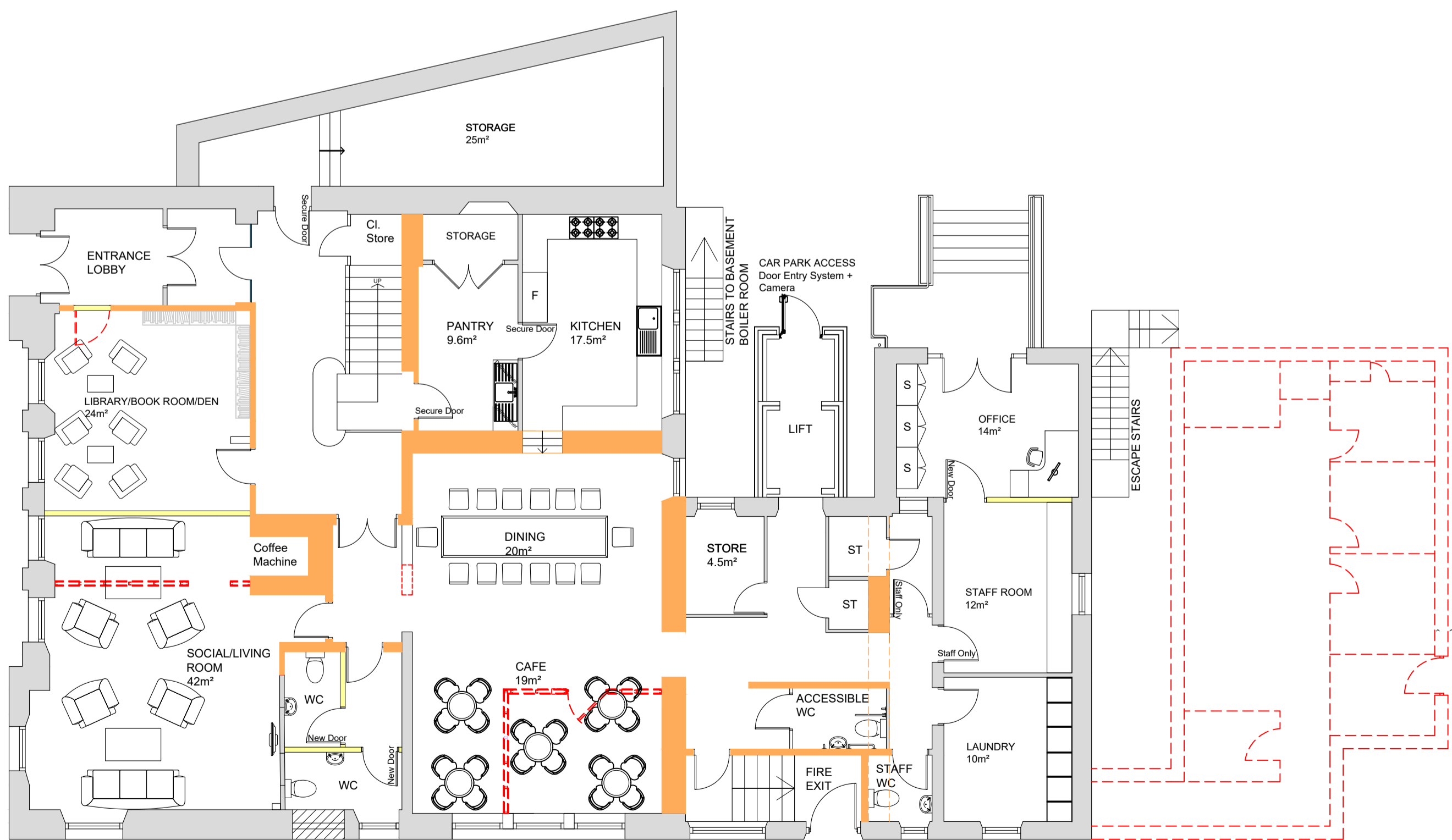


PROPOSED FIRST FLOOR LAYOUT - 1:100
 ASSISTED ACCOMMODATION - ELDERLY- OPTION 1

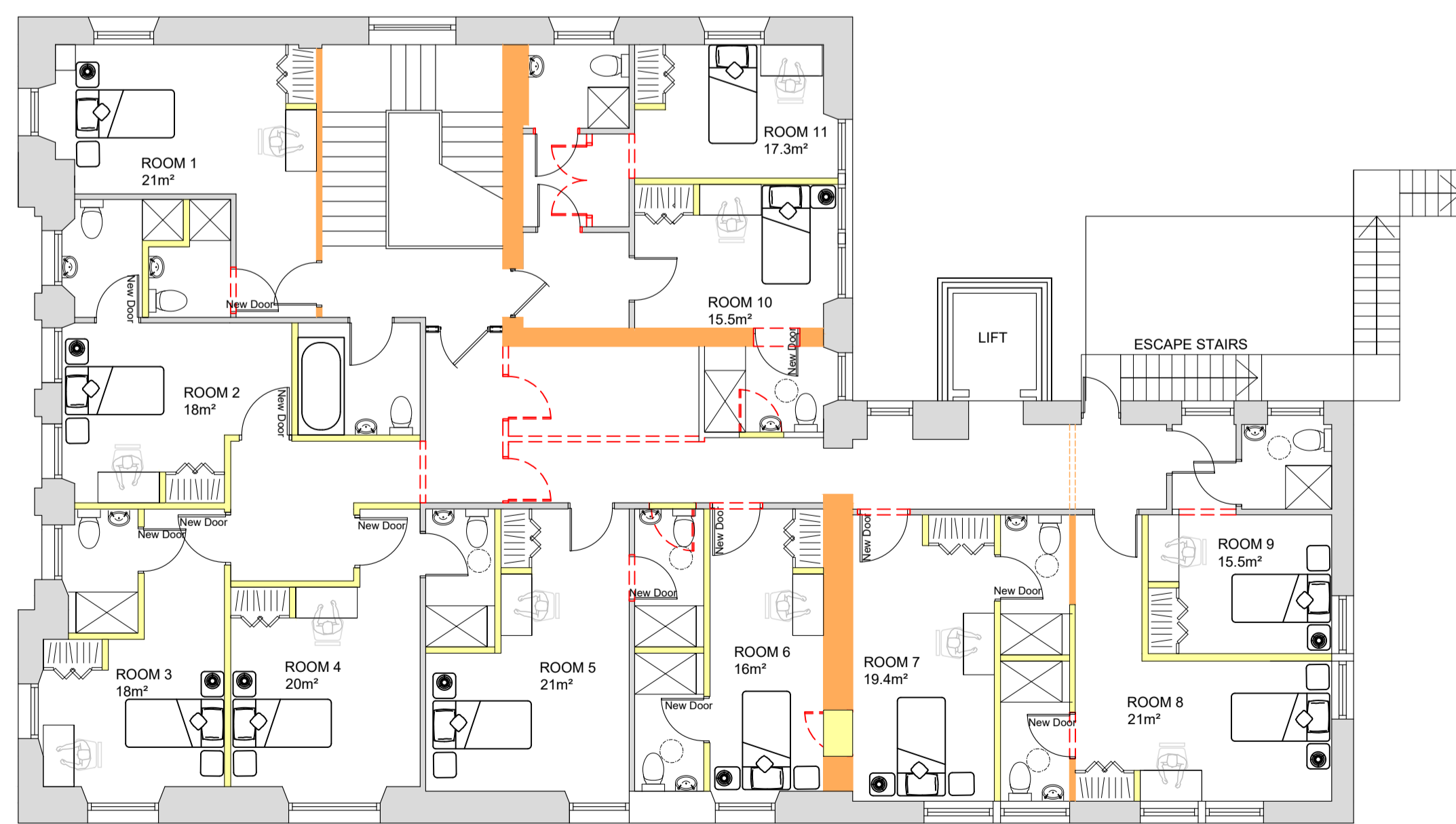


SITE PLAN - 1:500

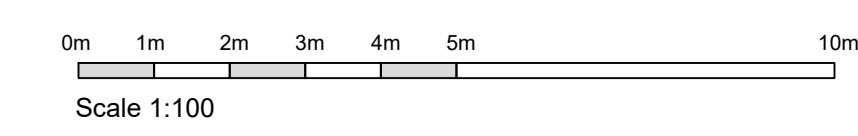
- LEGENDS
- EXISTING WALLS
 - NEW PARTITIONS/ INFILL
 - LIKELY TO BE MASONRY WALL
 - GLASS SCREENS
 - DOWNTAKINGS



PROPOSED GROUND FLOOR LAYOUT - 1:100
 ASSISTED ACCOMMODATION - YOUNG PEOPLE- OPTION 2



PROPOSED FIRST FLOOR LAYOUT - 1:100
 ASSISTED ACCOMMODATION - YOUNG PEOPLE- OPTION 2





Hardies
 PROPERTY & CONSTRUCTION CONSULTANTS

The Signature Building
 8 Pitreavie Court
 Duffield Road
 KY11 8JU

01382 712 841
 info@hardies.co.uk
 hardies.co.uk
 Offices: Dundee, Edinburgh, Glasgow, Perth, St Helens

client
Fife Council

project
Cowdenbeath Town House
 123 High Street, KY4 9QU.

drawing title
Proposed Layouts - Assisted Accommodation
 Ground & First Floor

status
FEASIBILITY

date 17.12.19 scale 1:100@A1 drawn by AM checked by SB

job no. 19-1301 drawing no. (-)-004 revision -



PROPOSED GROUND FLOOR LAYOUT - 1:100 @ A3

OPTION C

IMPACT REPORT 2020.



Community Shop

OPEN FOR MORE

HELLO!

DESPITE EVERYTHING THAT THE COVID-19 PANDEMIC HAS THROWN AT US, COMMUNITY SHOP HAS REMAINED TRUE TO ITS MISSION OF BUILDING STRONGER INDIVIDUALS AND MORE CONFIDENT COMMUNITIES.

The last 12 months has shone an even brighter spotlight on the need to not only keep doing what we're doing, but to expand our Community Shop network and the support we provide. To do this, we have adapted and introduced new ways to stay connected and provide support, we have created new initiatives, and we have grown our store numbers to help reach even more people.

Community Hub went virtual, we inspired children and young people through the Healthy Holidays programme, we helped people back into work and education, and we supported our communities with more than food and care parcels, providing a lifeline for those most in need.

Our ability to support individuals and communities is built on our powerful partnerships and we are extremely proud of what we've achieved by working together. Working with our amazing partners, who recognise the power of surplus, we continue to create transformative, sustainable change in some of the most deprived communities across the country.

We have ambitious expansion plans for Community Shop, with many more stores in the pipeline, and I urge you to get involved. With your help we can provide vital access to food and deliver life-changing learning and development opportunities. By donating your surplus or providing capital funding for new stores we can deliver positive change, not just today but for generations to come.

Steph McGinty,
Group Managing Director,
Company Shop Group



WOW. WHAT A YEAR!

NO ONE COULD HAVE PREDICTED HOW COVID-19 WOULD IMPACT EVERYONE OR HOW IT WOULD TRANSFORM OUR LIVES AND PRESENT NEW CHALLENGES.

Working with surplus stock, we're naturally an agile business and we have risen to the challenges that the pandemic brought.

We have transformed the way we support our communities. This could not have been done without the flexibility and creativity of our colleagues, members and partners. That's why, for this year's impact report, there's nobody better placed to tell the story of our journey through 2020.



**FOOD INSECURITY
LANDSCAPE**
MEET NATALIE



**KEEPING COMMUNITIES
CONNECTED & GROWING**
MEET DAN



**RETURNING
TO EDUCATION**
MEET NATALIE




**RETURNING
TO WORK**
MEET TERRY



**VOLUNTEERING &
WORK PLACEMENTS**
MEET KAY, TRACY & LUKE



COMMUNITY PARTNERSHIPS
MEET DAVE MAYNER - ONWARD



**MAKING A SUSTAINABLE
DIFFERENCE**
MEET NICKI GOODWIN - HALTON
BOROUGH COUNCIL



HEALTH & WELLBEING
MEET JOE



WHEEL FOR CHANGE
MEET JOE



PLAY YOUR PART
MEET ALEX

THE FOOD INSECURITY LANDSCAPE

HOW COMMUNITY SHOP ARE INFORMING POLICY, LEVELLING UP
COMMUNITIES AND MAKING A MEASURABLE DIFFERENCE

HI, I'M NATALIE, HEAD OF
COMMUNITY SHOP.

“We are proud to offer communities a sustainable food access system.”

“As a social enterprise that exists to offer communities a hand up, we have a social responsibility to ensure these opportunities are available to everyone. The foundation to this is having access to fresh, wholesome, healthy food that is affordable and readily accessible, which enriches their lives and builds stronger communities.”



Community Shop has played an integral role in informing policy and making a measurable difference, here's how...

“We were delighted to be contacted by Henry Dimbleby, non-executive board member of DEFRA, and his team who invited Community Shop members to contribute to the National Food Strategy research.

Our members relished the opportunity to talk openly about the pressures of stretched budgets and the challenges in accessing healthy, affordable options, and praised the lifeline Community Shop offered.”

<https://www.nationalfoodstrategy.org/partone/>

By aligning our practices to the National Food Strategy recommendations, we are proactively levelling up, extending our eligibility and our holiday provision for children and families.

1 IN 5 CHILDREN ARE IN FOOD INSECURITY

- **LEVELLING UP COMMUNITIES:** For families in receipt of FREE school meal vouchers, we invested £1m to double them, meaning families had £180 per child (rather than £90) to spend on their children's meals!
- **EXTENDED ELIGIBILITY:** Where we don't yet have a Community Shop, we've offered eligible community members the option to shop at Company Shop.
- **HEALTHY HOLIDAYS:** We went virtual, meaning even more children could benefit from access to FREE ingredient boxes, virtual cooking sessions and activities that encouraged kids to get active. Children eat FREE in Community Kitchen, all day every day (not just during holidays).



COMMUNITY SHOP FEATURED ON
THE BBC, LOOKING AT HOW WE
SUPPORT OUR COMMUNITIES...



SEE HOW WE
WORKED WITH
OCADO

KEEPING COMMUNITIES CONNECTED AND GROWING

RE-IMAGINING THE FUTURES OF OUR
MEMBERS AND THE COMMUNITIES IN
WHICH THEY LIVE

HELLO I'M DAN, SOCIAL IMPACT
COORDINATOR HERE AT
COMMUNITY SHOP.



“COMMUNITY SHOP IS ABOUT PEOPLE AND, WHILE WE HAD TO REMAIN PHYSICALLY DISTANCED, WE WORKED HARD TO STAY CONNECTED.

With the support of our donation partners, we introduced Community Shop's Virtual Hub. We adapted our development programmes and materials to deliver these across a range of digital platforms, maximising our virtual 'face-to-face' time to engage and continue helping people to grow.

In 2020, we had 257,621 engagements via Community Shop's Virtual Hub, accessing virtual cook clubs and development programmes, keeping people connected and on track with their development goals.

Our Covid-19 story is one of hard work and determination, not just from the Community Shop colleagues but from every one of our members who adapted and achieved. But, more importantly, they have supported each other and their communities.”

“A LOT OF THINGS HIT A STANDSTILL WHEN WE WENT INTO LOCKDOWNS. IT WAS SUCH A COMFORT KNOWING THAT COMMUNITY SHOPS WERE STILL RUNNING SESSIONS ONLINE TO KEEP COMMUNITIES TOGETHER AND GROWING.”

COMMUNITY SHOP MEMBER, ATHERSLEY

“Through their Virtual Hub, there was something new every day to enjoy and get involved with. I cannot give my thanks enough to the Community Shop Team and their partners for this amazing work.”

COUNCILLOR SARAH TATTERSALL,
ST HELENS WARD, BARNSELY

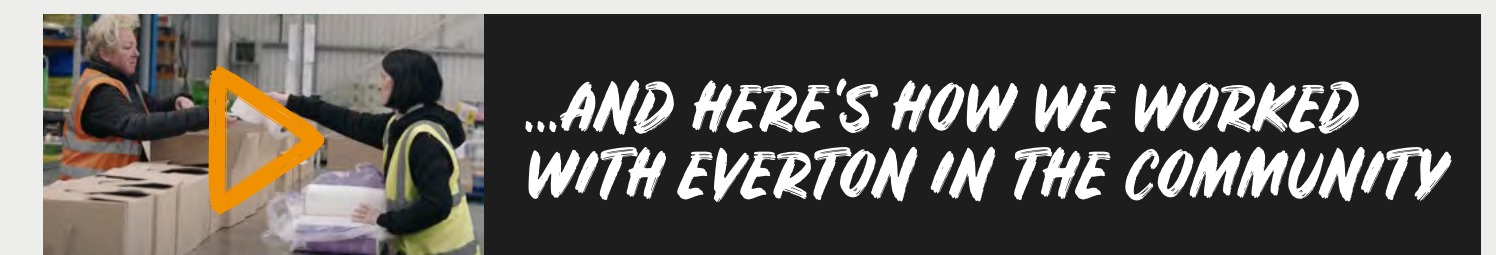
WATCH OUR JOURNEY
THROUGH COVID-19...



BOXING CLEVER

When the national lockdown was imposed, we remained committed to supporting vulnerable people within our communities.

With support from our partners, we have built and distributed more than 125,000 food and care parcels that were tailored to specific requirements, such as dietary and those with new-born babies. These provided a lifeline to tens of thousands of people.



RETURNING TO EDUCATION

THROUGH OUR COMMUNITY HUBS OUR MEMBERS
CAN BECOME THE BEST VERSION OF THEMSELVES

COMMUNITY HUB PROVIDES LIFE- CHANGING TRAINING AND PERSONAL DEVELOPMENT PROGRAMMES.

These programmes support members and help them gain new skills, build on strengths and become the best version of themselves.

There are so many stories to tell about how we help our members return to education, here is just one of them...

NATALIE'S STORY

"Hi, I'm Natalie. I came across Community Shop by accident and I was at a point in my life where I didn't know what I wanted. Community Shop were great and gave me the help and support I needed to understand that I could make a fresh start. I joined Kick Start and it's made a massive difference for me and I'm now studying on a Nursing and Midwifery course.

The change to my life has been dramatic and I want to thank Community Shop for their help and support."



902 MEMBERS HAVE MOVED INTO HIGHER EDUCATION OPPORTUNITIES SINCE JOINING COMMUNITY SHOP

95% OF MEMBERS ACCESSED THE HUB IN 2020

HOW IS THIS MADE POSSIBLE?

Through the donation of surplus stock to Community Shop, we're able to generate money and invest this into Community Hub and Community Kitchen.

The revenue means we can provide learning and development opportunities to our members and build stronger individuals and more confident communities.

HERE'S HOW WE DO IT... ▶



RETURNING TO WORK

IN BUILDING OUR MEMBERS' SELF-ESTEEM AND SELF-WORTH WE HELP PEOPLE CONFIDENTLY RETURN TO THE WORKFORCE

WE PREPARE OUR MEMBERS FOR EMPLOYMENT, SUPPORTING THEM THROUGHOUT THEIR JOB SEARCHES. BUT IT'S MUCH MORE THAN JUST HELPING THEM WRITE CV'S, COVERING LETTERS AND PREPARING FOR INTERVIEWS.

We put scaffolding around our members and gradually build their confidence, self-esteem and self-worth to help them live their best life.

Meet Terry, who not only returned to work... she now works for Community Shop!


"HI, I'M TERRY AND I WORK AT COMMUNITY SHOP HALTON.



"After a lifechanging event I found myself having to start all over again, and with a new baby. When Community Shop opened here it changed my life. The shop, the staff, the hub, it just changed everything for me. Our mentor spent time helping me rebuild my confidence and reset my mindset. Having experienced how Community Shop supports members first-hand, I wanted to be part of it.

So, when a job opportunity came up to work in the store, I just had to apply! I'm happy to say that I was successful, and I've been employed here at Community Shop for about six weeks now and I love it.

It's rebuilt my confidence and it's given me purpose and hope. Community Shop provides so much support for people and brings so much to the whole community. Who wouldn't want to be part of that? I can't wait to see what the future brings."



**701 MEMBERS
SUPPORTED BACK INTO EMPLOYMENT
SINCE JOINING COMMUNITY SHOP**

VOLUNTEERING & WORK PLACEMENTS

OFFERING VOLUNTEERING OR WORK PLACEMENTS HELPS
SUPPORT MEMBERS IN THEIR EMPLOYMENT JOURNEY



“HI, I’M KAY MALCOLM AND
I’M THE RETAIL MANAGER AT COMMUNITY SHOP.

“I believe it is so important that we promote local jobs for local people. For some of our members they need a little support before feeling job ready. That’s why we offer volunteering and work placement opportunities, which builds our members confidence and experience.”

TRACY’S STORY – GIVING BACK TO MY COMMUNITY

Tracy decided she wanted to make a change within her community and connect with others who had experienced similar adversities in their lives. Acting as a key facilitator, Tracy provides vital support within our Community Kitchen and Community Hub organising events.

“Having completed the Kick Start course and the Community Leadership Programme, I chose to volunteer in the Community Kitchen. It has helped to build my confidence, as I didn’t have any when I first joined, and I feel so much happier and more positive about myself.”



252 MEMBERS

**HAVE VOLUNTEERED OR
COMPLETED A WORK
PLACEMENT SINCE JOINING
COMMUNITY SHOP.**

OVER 7,000 PEOPLE

**HAVE ENGAGED WITH OUR PERSONAL
DEVELOPMENT PROGRAMMES;
PROVIDING OPPORTUNITIES TO
IMPROVE THE CAPABILITIES AND
MOTIVATIONS FOR OUR MEMBERS.**

74% OF MEMBERS

**DEVELOPED GREATER EMOTIONAL,
PHYSICAL OR MENTAL WELLBEING,
SINCE ACCESSING OUR SERVICES.**



LUKE'S STORY

A WORK PLACEMENT LED TO A NEW OPPORTUNITY.

After exploring our three spaces, Luke committed to a work placement within Community Shop. With the support and development of our colleagues, Luke's confidence grew and his commitment and desire to learn was recognised by everyone. With this newfound confidence and purpose Luke applied for a job at Community Shop and is now a valued colleague. Welcome to the team Luke!

"I started out as a volunteer with Community Shop to help me gain new skills and, most importantly, rebuild my confidence after suffering with my mental health. Shortly after I started to volunteer a part time role came up and I decided to apply. I got the job and as a result of working in a very supportive environment my mental health has improved dramatically and my confidence has never been as high!"

COMMUNITY PARTNERSHIPS THAT DELIVER SO MUCH MORE

WORKING COLLABORATIVELY WITH HOUSING ASSOCIATIONS TO SUPPORT OUR COMMUNITIES

WE CAN ACHIEVE SO MUCH MORE BY WORKING TOGETHER TOWARDS COMMON GOALS.

Our partnerships with housing associations are a powerful example of how we take unused buildings and re-energise them to provide new services that their tenants and the wider community can enjoy.



Dave Mayner, Regional Director at Onward Homes, explains why these partnerships are so important:

“It’s an honour to have partnered with Community Shop to help them open their sixth store. We had an unused office building on Walton Road in Kirkdale which we believed could deliver a huge benefit to the local community. Having partnered with Community Shop on the store in Runcorn, we felt our premises in the heart of North

Liverpool would be the perfect location for Community Shop’s unique model to thrive.

Community Shop took over the reins at our old offices and transformed it into a multipurpose space that has added so much value, not just for our tenants but to the whole community.

Since the shops in Halton and Kirkdale opened, together we have supported 3,500 members with food access, personal development and bespoke support during 2020, an extremely challenging year for communities. Onward is delighted to be a long-term partner of Community Shop and we look forward to building our relationship further in the coming months.”



“We are proud supporters of Community Shop and have been able to promote many of their social development programmes to customers in need throughout North Liverpool and Halton.

We know that families struggle with healthy food provision and that this is exacerbated during times like the school holidays. They have helped ease so much pressure for those on the cusp of food poverty and relieved stress for so many. Community Shop have invited families to access food with no obligation other than to seek support when needed; a wonderful provision and partnership.”

LORNA COTTERILL, RIVERSIDE HOUSING ASSOCIATION

CLICK TO WATCH 'OUR MESSAGE OF THANKS TO ONWARD' VIDEO





AT THE OPENING OF THE KIRKDALE STORE, SANDY LIVINGSTONE, EXECUTIVE DIRECTOR OF PROPERTY AT ONWARD SAID:

"I COULDN'T BE MORE PROUD WITH THE TRANSFORMATION OF AN OFFICE SPACE TO AN ASSET FOR THE COMMUNITY."

IT REALLY IS ONE OF THE HIGHLIGHTS OF MY DAY AND WEEK, PROBABLY YEAR."

SEE HOW WE WORKED WITH NESTLÉ



MAKING A SUSTAINABLE DIFFERENCE

HOW THE SUPPORT OF COUNCILS ARE CHANGING THE LIVES OF OUR MOST DISADVANTAGED COMMUNITIES

SINCE COMMUNITY SHOP HALTON OPENED AT THE END OF 2019 IT HAS BECOME FIRMLY ROOTED WITHIN THE COMMUNITY, DELIVERING TRANSFORMATIONAL SOCIAL IMPACT BY INSPIRING, MOTIVATING AND BUILDING THE CONFIDENCE OF MEMBERS. IT HAS ALSO IMPROVED THE HEALTH AND ECONOMIC OUTCOMES FOR MANY INDIVIDUALS AND FAMILIES.

The continued support of Halton Borough Council is helping us to deliver a sustainable difference across the whole borough.

“Community Shop have played a pivotal role in Halton. It has a reach with the families it supports and engages with, in a way that generates a positive will of people to become involved and benefit from their offer. Since the shop launched in Halton, it has become firmly rooted as an anchor stakeholder working in partnership to tackle food access and child poverty in our Borough; we are very fortunate to have this asset and its contribution to the wider community is testimony to the benefits Community Shop brings for our residents.”

**NICKI GOODWIN, PROGRAMME MANAGER, ENTERPRISE,
COMMUNITY & RESOURCES DIRECTORATE, HALTON BOROUGH COUNCIL**



HEALTH & WELLBEING

FOOD INSPIRES EVERYTHING THAT WE DO, SO MUCH SO THAT IT'S CENTRAL TO OUR HEALTH AND WELLBEING PROGRAMMES. HERE'S JOE CHOW, OUR SOCIAL IMPACT & DEVELOPMENT MANAGER, TO TELL YOU MORE:



“Community Shop has always made sure that children can access free food. This is even more important during school holidays. But we want to make it about much more than just food on the plate today which is why we deliver the Healthy Holidays programme throughout the year.

Healthy Holidays delivers more than 40 interactive sessions for primary and secondary school children who are at risk of hardships felt through holiday hunger.

The programme includes cooking, exercise, physical activity, health and wellbeing, mental health and nutrition and creates a health and wellbeing foundation that children can build on.”


MORRISONS SUPPORTS HEALTHY HOLIDAYS

When we heard teachers were purchasing essential food items for local families, we knew we had to do something to support them. In partnership with Morrisons and their enhanced donations, we were able to extend our support to even more families when they needed it the most. Thanks to Morrisons, families had access to fresh fruit, veg, milk and lots of other weekly essentials to ensure they were receiving healthy balanced food access.



OVER 7,315
CHILDREN RECEIVED FREE
ACCESS TO FOOD DURING
SCHOOL HOLIDAYS

31,542 FAMILIES
ENGAGED IN OUR HOLIDAY PROVISION,
DELIVERING MEANINGFUL IMPACT AND
SOCIAL CHANGE TO OUR COMMUNITIES



WATCH OUR HEALTHY
HOLIDAYS CAMPAIGN

SEE HOW WE WORKED
WITH MORRISONS

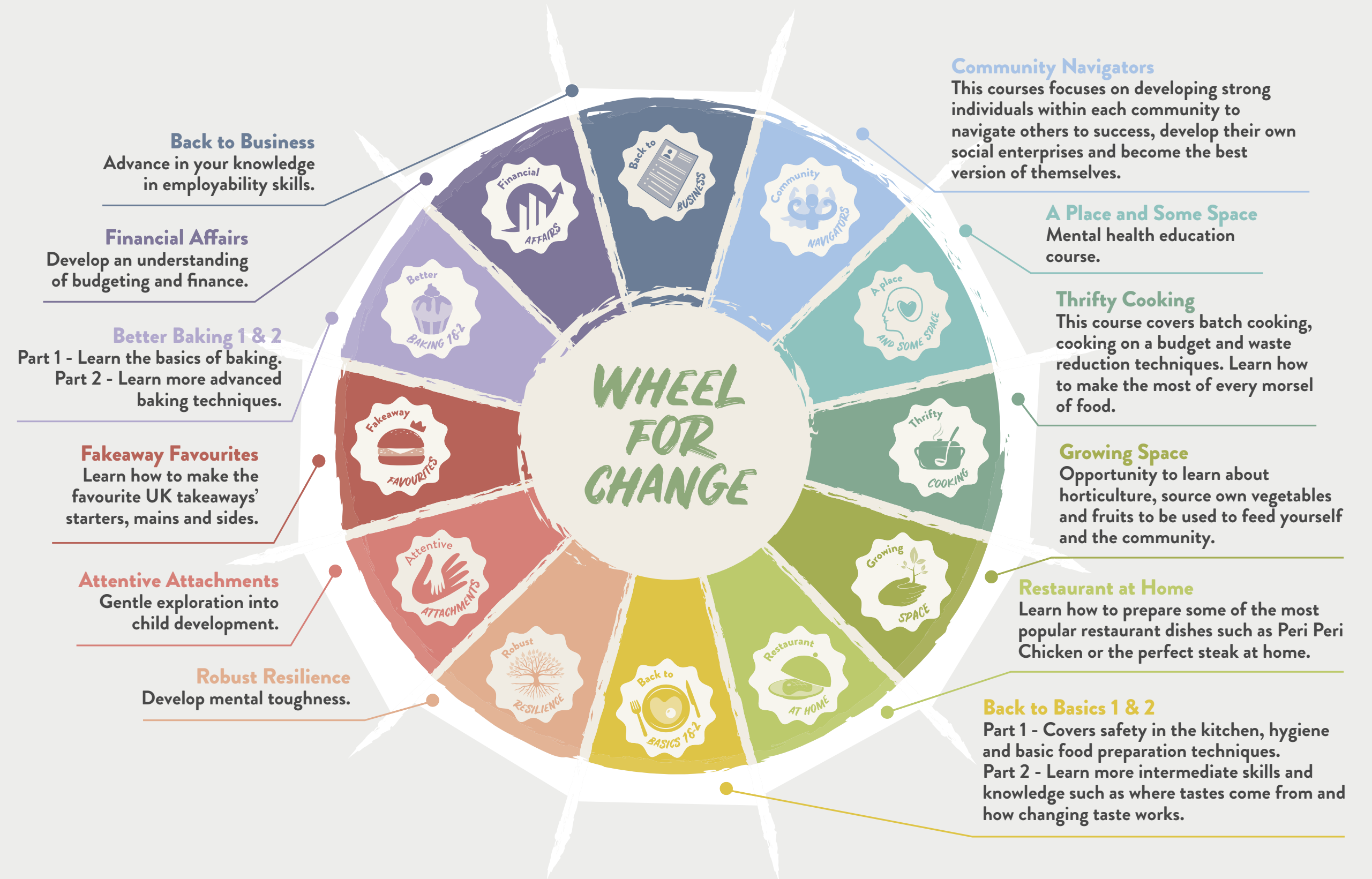


WHEEL FOR CHANGE - SO WHAT'S NEXT?



“2021 BRINGS ABOUT AN OPPORTUNITY FOR GROWTH WITH THE LAUNCH OF OUR BRAND-NEW DEVELOPMENT PATHWAY, THE WHEEL FOR CHANGE.

We have created a variety of development courses that offer individuals a pathway of their choice that will improve their capabilities and motivation and build a toolkit to help them become the best version of themselves.”



“I loved the course. Such simple techniques that have helped me reframe how I think about adversity. Especially the ABC thinking; I use that every day now and feel like I am able to take on those challenges that would usually get me down.”

COMMUNITY SHOP HALTON MEMBER

“BEING INVOLVED WITH THE GROUP IT WAS GREAT TO SHARE IDEAS WITH EACH OTHER.”

COMMUNITY SHOP HALTON MEMBER

“THE COURSE WAS GREAT. I DIDN'T REALISE HOW MUCH IT WOULD REFLECT ON MYSELF AND MY UPBRINGING.”

COMMUNITY SHOP
KIRKDALE MEMBER

2020 REPORT CARD

WE'RE VERY PROUD OF WHAT WE HAVE ACHIEVED AND THE POSITIVE IMPACTS THAT WE HAVE MADE.

HERE ARE SOME OF OUR HIGHLIGHTS...

10,000+
MEMBERS SUPPORTED

£212
MEMBERS' AVERAGE SAVINGS ON FOOD PER MONTH

257,621
ENGAGEMENTS VIA COMMUNITY SHOP'S VIRTUAL HUB

95%
OF MEMBERS STATED THEY WERE EATING MORE HEALTHILY SINCE JOINING COMMUNITY SHOP

94%
OF MEMBERS SAID THEIR QUALITY OF LIFE IMPROVED SINCE JOINING COMMUNITY SHOP

74%
OF MEMBERS DEVELOPED GREATER MENTAL WELLBEING

89%
OF MEMBERS SAID THEIR SENSE OF COMMUNITY HAS IMPROVED SINCE JOINING

SINCE COMMUNITY SHOP FIRST OPENED ITS DOORS, WE'VE SUPPORTED PEOPLE TO BE THE BEST VERSION OF THEMSELVES.

701
MEMBERS SUPPORTED BACK INTO EMPLOYMENT

252
MEMBERS HAVE COMPLETED WORK PLACEMENTS

902
MEMBERS MOVED INTO HIGHER EDUCATION SINCE JOINING COMMUNITY SHOP

PLAY YOUR PART

2020 HAS BROUGHT MANY CHALLENGES, BUT IT HAS ALSO BROUGHT OPPORTUNITIES FOR US TO HELP PEOPLE AND COMMUNITIES.

WORKING TOGETHER, IN PARTNERSHIP, WE CONTINUE TO MAKE A SUSTAINABLE DIFFERENCE. BUT WANT TO DO SO MUCH MORE.

HERE'S ALEX, OUR GROWTH & MEMBER ACQUISITIONS MANAGER, TO EXPLAIN MORE:

“The Covid-19 pandemic has shone a spotlight on the support that so many communities need, which is why we have bold ambitions to grow the Community Shop network. You can help us to continue to transform lives. If you have surplus stock or community funding and a desire to make a real difference, why not donate it to Community Shop?”

To change tomorrow we need your support today. Capital funding will pay for more than just bricks and mortar, it will provide a platform to change a generation. Stock donations will not only feed people now, but they will also help us to reinvest in creating life-changing personal development programmes that will help people be the best version of themselves. Help us build stronger individuals and more confident communities.”



GET IN TOUCH AT
SURPLUS@COMPANYSHOPGROUP.CO.UK
OR GIVE US A CALL ON
0800 211 8484

EVERYTHING WE DO IS POWERED BY SURPLUS.

DEDICATED TO FLO

INSPIRATIONAL COMMUNITY SHOP MEMBER, ATHERSLEY

06.07.1927 - 12.05.2020

TO FIND OUT HOW YOU CAN MAKE
A DIFFERENCE, CONTACT US:
HELLO@COMMUNITY-SHOP.CO.UK
COMPANYSHOPGROUP.CO.UK

Community Shop

OPEN FOR MORE

Cowdenbeath Area Committee of 30 March 2022			
Title	Service(s)	Contact(s)	Comments
Minute			
Proposed Demolition- Block 101-147, Martin Crescent, Ballingry	Housing Services	Russell Gray	
Pupilwise and Parentwise Surveys 2018-2019	Education and Children's Services	Deborah Davidson	
Update on School Meals from Core Group, L/G & C/B High Schools	Education and Children's Services	Neil Finnie, Tariq Ditta	
Parks Street and Open Spaces Annual Review	Grounds Maintenance Service	Scott Clelland, Elaine Downie	
School Attainment & Achievement Report	Education and Children's Services	Sarah Else, Zoe Thomson	

Unallocated			
Title	Service(s)	Contact(s)	Comments
Local Community Plan Annual Update and Budget Outturn 2020/21	Communities and Neighbourhoods Service	Sarah Roxburgh	Due 2022
Area Housing Plan Update 2022	Housing Services	Russell Gray	Annual Report due 2022
Common Good & Settlement Trust 2022	Finance and Corporate Services	Eleanor Hodgson	Annual Report due 2022
Scottish Fire & Rescue Annual Performance Report	Scottish Fire & Rescue Service		Annual Report due 2022
Safer Communities Team Update Report 2022	Communities and Neighbourhoods Service	Liz Watson-SC	Annual Report due 2022
Operational & Community Briefing on Policing Activities within Cowdenbeath	Police Scotland		Annual Report due 2022