

Help shape the future of Lochore Meadows Country Park Survey

Background

An online survey was carried out during November/December 2022 to gather the views of people who visit Lochore Meadows Country Park to find out about their recent visits and also to get feedback and ideas to help inform future developments that will be taking place over the next few months and years.

A total of 1,082 responses were received (1,018 from individuals (including on behalf of a child), 9 elected representatives, and 18 representations were made on behalf of 12 groups or organisations). Two thirds of responses were from local people within the Cowdenbeath Area.

Main Findings

How people use the park

- The majority are regular visitors to Lochore Meadows Country Park.
- People visit Lochore Meadows all year round, but particularly in the summer.
- The majority of people visit with family and friends, on a weekly or monthly basis.
- The main reasons for visiting Lochore Meadows are Leisure, Exercise and Socialising
- The most popular things to do are walk around the Loch, visit the play park or the fairy wood, attend an event, purchase food and drinks or bring a picnic.
- Three quarters of visitors typically stay in the park for between 1 and 3 hours.
- Over half of visits are made by car, and one in three by walking.
- The majority of park users are local, living less than 20 minutes from the park.
- The Park also attracts visitors from further afield, with one third of users travelling more than 20 minutes to access the park.
- The majority of visitors use the main entrance from Crosshill / Glenraig, with the next most popular entrance being via Whitewoods from Benarty Centre.

Need for improvements

- The existing play park, and food and drink provision (including the Lochside café) are identified as most in need of improvement.
- The majority of the comments were around better café facilities/opening times/offers.
- Events in the park, and nature and outdoor spaces are identified as least in need of improvement.
- The play park was identified as the highest priority for improvement, followed by Events.
- Many of the comments related to the importance of the Community Events/space and conflict with proposed play area
- Some felt the play park was fine as it is and should not be moved. Others noted the need to improve the play park
- Other comments included the need for general buildings/facilities/environmental improvements (including toilet facilities), better parking, roads and paths, and better accessibility for play equipment, café and other facilities
- Just under half of visitors were aware that donations could be made towards the upkeep of the park at various locations within the park.

Current Development proposals

- The strongest support is for the proposal to create a natural play area on the existing play park (68% for, 29% against).
- There was mixed support for the proposal for a new inclusive play park (51% for, and 45% against).
- The proposal to move and expand the existing events space towards the Pit Head had the least support (39% for, and 51% against).
- Most comments related to a new play park being required, but keep to the same location to protect the events area.
- Other comments related to the use of greenspace for a new play park, or better accessibility.

Lochore Meadows Play Park Design Feedback

- Approximately half of respondents (557 of 1082) chose to view and comment on design proposals for the new play park.
- The majority (60%) were happy with the proposed design, while 39% were unhappy.
- Inclusivity for kids of all ages and abilities was the favourite aspect of the proposed design for the new adventure play area.
- Aspects of this included the Large Central Unit for older children, the Junior Unit for younger children, and wheelchair accessibility.
- However, two thirds were not happy with the proposed location of the new play area at Lochore Meadows.
- The main reason given for this was that it would jeopardise any events or greenspace activities that take place.
- Some commented that the playpark should stay where it is, or other options should be considered.
- Concerns raised included: the size of the new playpark, children will be out of sight of parents if it is moved to a new location, and other general safety concerns.

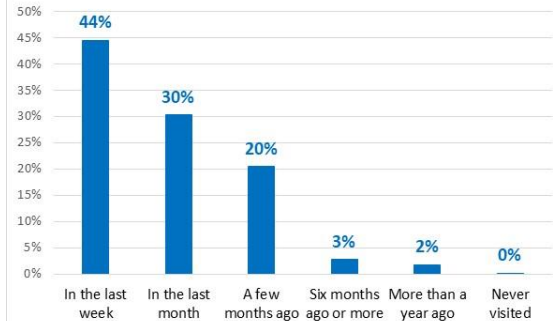
Survey Questions Analysis

Total Number of Respondents: 1082

How people currently use the Country Park

Q1. When did you last visit Lochore Meadows Country Park?

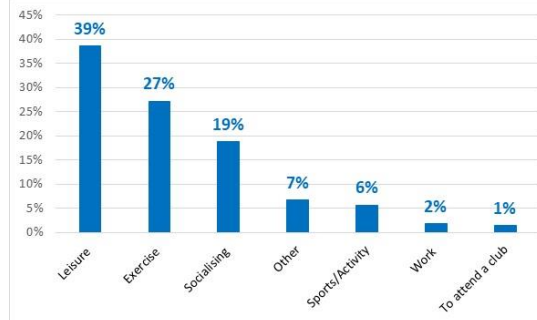
| | Number |
|------------------------|--------|
| In the last week | 477 |
| In the last month | 325 |
| A few months ago | 219 |
| Six months ago or more | 30 |
| More than a year ago | 19 |
| Never visited | 2 |



- The majority are regular visitors to Lochore Meadows Country Park.
- Nearly half of respondents had visited in the last week, with a further third visiting in the last month.

Q2. Can you please tell us the reason for your visit (please mark all that apply)

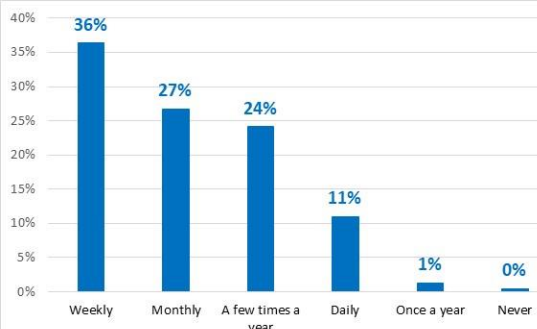
| | Number |
|------------------|--------|
| Leisure | 697 |
| Exercise | 490 |
| Socialising | 339 |
| Other | 120 |
| Sports/Activity | 102 |
| Work | 33 |
| To attend a club | 25 |



- The main reasons for visiting Lochore Meadows are for Leisure, Exercise and Socialising.

Q3. How often do you visit Lochore Meadows Country Park?

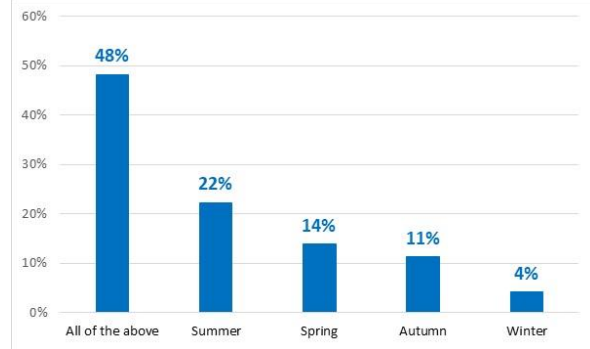
| | Number |
|--------------------|--------|
| Weekly | 390 |
| Monthly | 287 |
| A few times a year | 259 |
| Daily | 118 |
| Once a year | 14 |
| Never | 5 |



- One in three visit Lochore Meadows on a weekly basis.
- One in four visit on a monthly basis, with a further one in four visiting a few times a year.

Q4. When are you most likely to visit? (select all that apply)

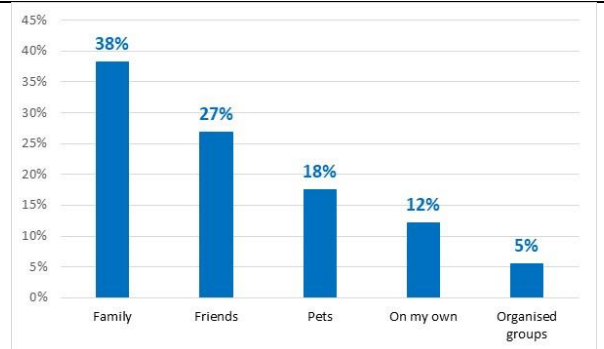
| | Number |
|------------------|--------|
| All of the above | 765 |
| Summer | 354 |
| Spring | 221 |
| Autumn | 179 |
| Winter | 67 |



- People visit Lochore Meadows all year round, but particularly in the summer.

Q5. Who do you typically visit with?

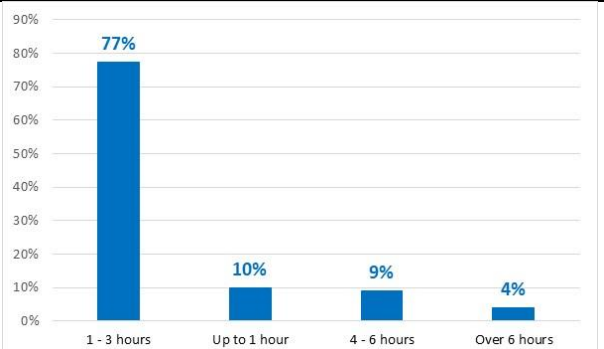
| | Number |
|------------------|--------|
| Family | 847 |
| Friends | 595 |
| Pets | 389 |
| On my own | 268 |
| Organised groups | 121 |



- The majority of people visit with family and friends.
- One in five visit with their pets, while one in eight visit on their own.
- One in twenty visit as part of organised groups.

Q6. How long do you typically stay in the park?

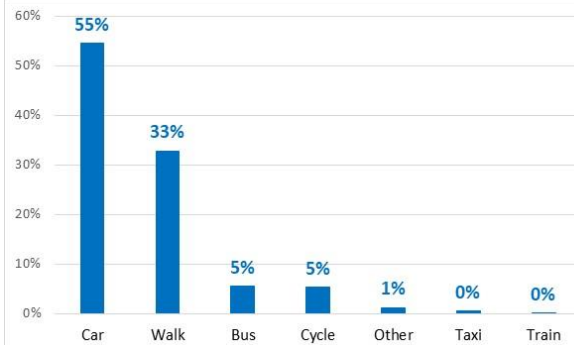
| | Number |
|--------------|--------|
| 1 - 3 hours | 829 |
| Up to 1 hour | 106 |
| 4 - 6 hours | 97 |
| Over 6 hours | 42 |



- More than three quarters of visitors typically stay in the park for between 1 and 3 hours.

Q7. How do you get there?

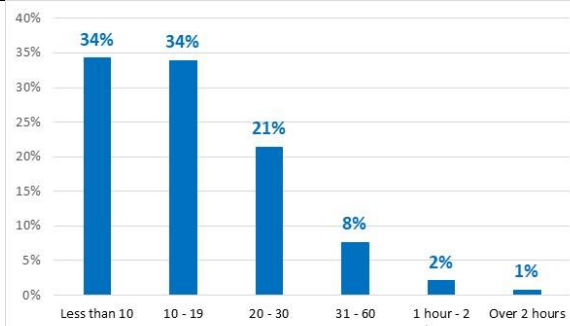
| | Number |
|-------|--------|
| Car | 786 |
| Walk | 473 |
| Bus | 79 |
| Cycle | 77 |
| Other | 17 |
| Taxi | 7 |
| Train | 1 |



- Over half of visits to Lochore Meadows are made by car.
- One in three visits are made by walking.

Q8. How long does your journey to the park take?

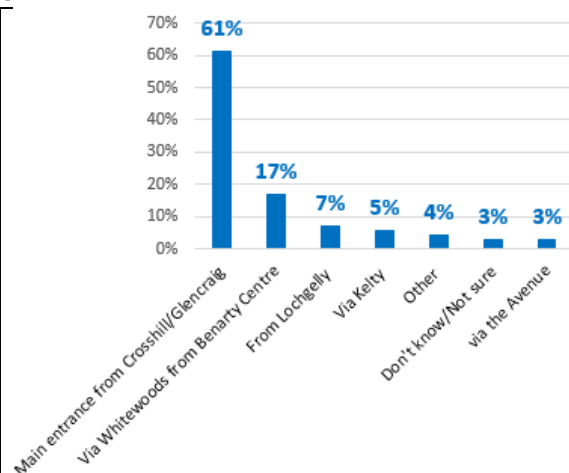
| | Number |
|----------------------|--------|
| Less than 10 minutes | 368 |
| 10 - 19 minutes | 364 |
| 20 - 30 minutes | 230 |
| 31 - 60 minutes | 82 |
| 1 hour - 2 hours | 22 |
| Over 2 hours | 8 |



- The majority of park users are local, living less than 20 minutes from the park.
- The Park also attracts visitors from further afield, with third of users travelling more than 20 minutes to access the park.

Q9. Which entrance to the park do you use?

| | Number |
|--|--------|
| Main entrance from Crosshill/GlenCraig | 657 |
| Via Whitewoods from Benarty Centre | 182 |
| From Lochgelly | 77 |
| Via Kelty | 59 |
| Other | 43 |
| Don't know/Not sure | 30 |
| via the Avenue | 28 |

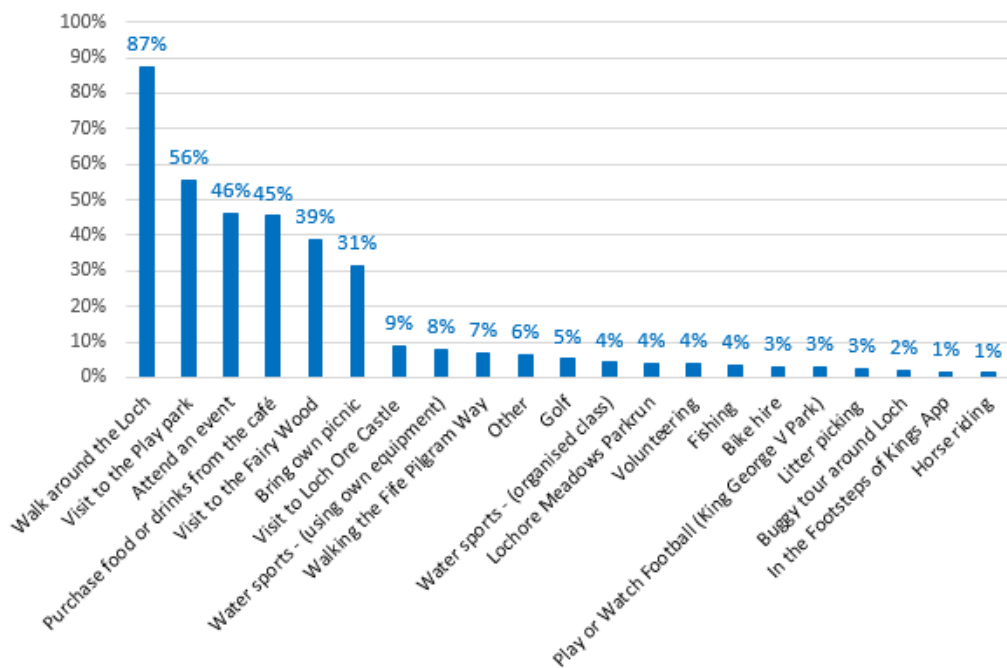


- The majority of visitors use the main entrance from Crosshill / GlenCraig, with the next most popular entrance being via Whitewoods from Benarty Centre.

Q10. What do you do on your visit(s) to Lochore? (mark all that apply)

| | Number |
|---|--------|
| Walk around the Loch | 944 |
| Visit to the Play park | 602 |
| Attend an event | 498 |
| Purchase food or drinks from the café | 491 |
| Visit to the Fairy Wood | 421 |
| Bring own picnic | 339 |
| Visit to Loch Ore Castle | 95 |
| Water sports - (using own equipment) | 87 |
| Walking the Fife Pilgrim Way | 73 |
| Other | 70 |
| Golf | 56 |
| Water sports - (organised class) | 45 |
| Lochore Meadows Parkrun | 43 |
| Volunteering | 41 |
| Fishing | 38 |
| Bike hire | 32 |
| Play or Watch Football (King George V Park) | 30 |
| Litter picking | 28 |
| Buggy tour around Loch | 20 |
| In the Footsteps of Kings App | 14 |
| Horse riding | 13 |

- The most popular things to do are walk around the Loch, visit the play park or the fairy wood, attend an event, purchase food and drinks or bring a picnic.



Improvements to the Park

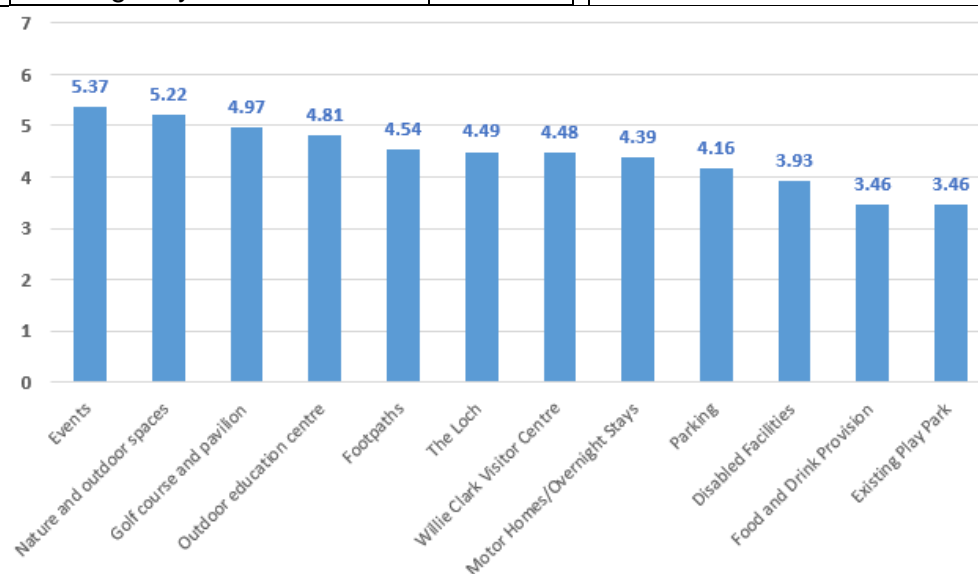
Respondents were asked to rate the need for improvement (on a scale of 1-7, where 1 needs a lot improvement and 7 needs little improvement) for the following facilities:

- Q11. Disabled Facilities (including equipment hire e.g. adapted bikes, accessibility, toilet facilities)
- Q12. Events (there are a number of events that take place in the park e.g. Rockore, Benarty Gala, Bark in the Park)
- Q13. Existing Play Park
- Q14. Food and drink provision (including the Lochside Café)
- Q15. Footpaths
- Q16. Golf Course and Pavilion
- Q17. The Loch (beach area, swimming, water safety, use of the loch in launching own equipment)
- Q18. Motor Homes and Overnight Stays
- Q19. Nature and Outdoor Spaces (nature reserve, woodlands and natural environment)
- Q20. Outdoor Education Centre (including Activity Programme)
- Q21. Parking
- Q22. The Willie Clarke Visitor Centre (including toilets)

Q11-Q22 Improvement rating for Facilities

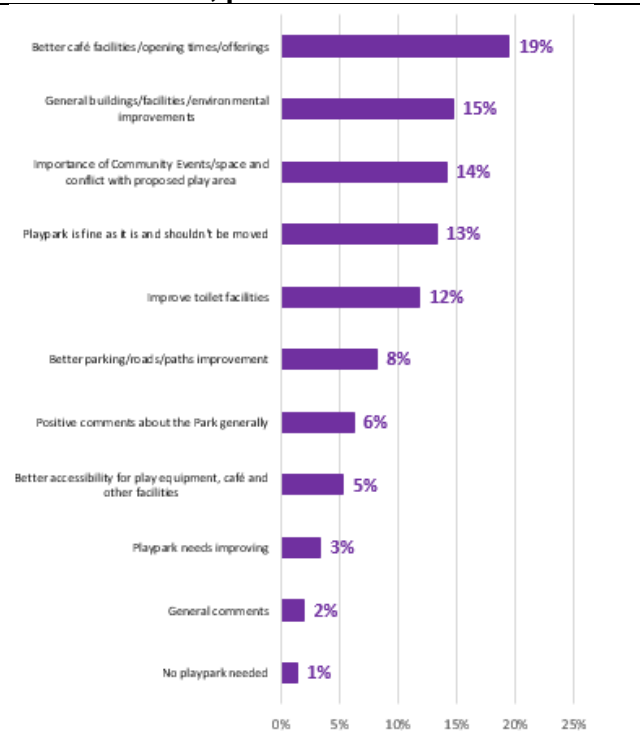
| | Average rating |
|-----------------------------|----------------|
| Events | 5.37 |
| Nature and outdoor spaces | 5.22 |
| Golf course and pavilion | 4.97 |
| Outdoor education centre | 4.81 |
| Footpaths | 4.54 |
| The Loch | 4.49 |
| Willie Clark Visitor Centre | 4.48 |
| Motor Homes/Overnight Stays | 4.39 |
| Parking | 4.16 |
| Disabled Facilities | 3.93 |
| Food and Drink Provision | 3.46 |
| Existing Play Park | 3.46 |

- The existing play park, and food and drink provision (including the Lochside café) are identified as most in need of improvement.
- Events in the park, and Nature and outdoor spaces are identified as least in need of improvement



Q23. If you would like comment on any aspect of the above, please do so here

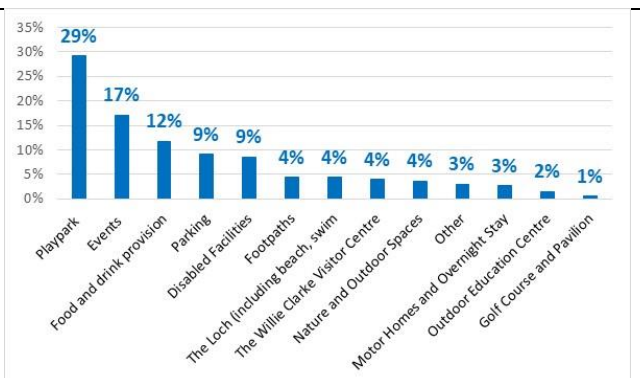
| Theme | No. |
|---|-----|
| Better café facilities/opening times/offerings | 69 |
| General buildings/facilities/environmental improvements | 52 |
| Importance of Community Events/space and conflict with proposed play area | 50 |
| Playpark is fine as it is and shouldn't be moved | 47 |
| Improve toilet facilities | 42 |
| Better parking/roads/paths improvement | 29 |
| Positive comments about the Park generally | 22 |
| Better accessibility for play equipment, café and other facilities | 19 |
| Playpark needs improving | 12 |
| General comments | 7 |
| No playpark needed | 5 |



- The majority of the comments were around better café facilities/opening times/offerings.
- Others commented on the need for general buildings/facilities/environmental improvements (including toilet facilities).
- Many of the comments related to the importance of the Community Events space and this being in conflict with the proposed play area.
- Some felt the play park was fine as it is and should not be moved. Others noted the need to improve the play park
- Other comments included better parking, roads and paths, and better accessibility for play equipment, café and other facilities

Q24. Which of the following would be your highest priority for improvement? (please select one)

| | Number |
|----------------------------------|--------|
| Playpark | 303 |
| Events | 177 |
| Food and drink provision | 122 |
| Parking | 94 |
| Disabled Facilities | 89 |
| Footpaths | 46 |
| The Loch (including beach, swim | 45 |
| The Willie Clarke Visitor Centre | 41 |
| Nature and Outdoor Spaces | 38 |
| Other | 31 |
| Motor Homes and Overnight Stay | 28 |
| Outdoor Education Centre | 16 |
| Golf Course and Pavilion | 6 |

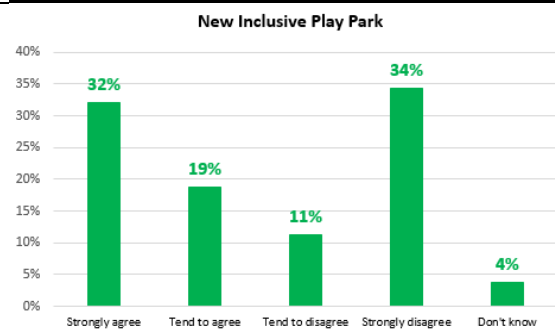


- The play park was identified as the highest priority for improvement, followed by Events.

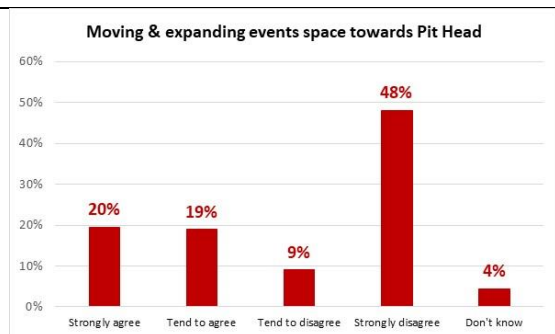
Feedback on Current Development Proposals

Q26. To what extent do you agree/disagree with each of the development proposals

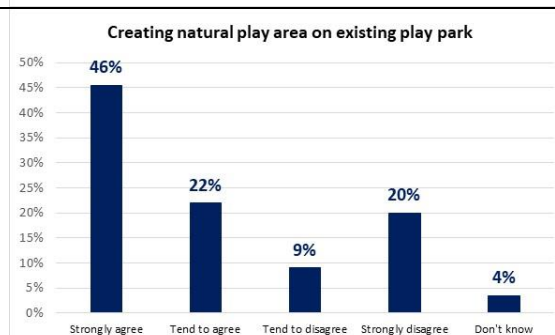
| | Strongly agree | Tend to agree | Tend to disagree | Strongly disagree | Don't know |
|--|----------------|---------------|------------------|-------------------|------------|
| New Inclusive Play Park | 334 | 358 | 196 | 117 | 40 |
| Moving and expanding existing events space towards the Pit Head | 211 | 204 | 98 | 520 | 48 |
| Creating a natural play area on the site of the existing play park | 492 | 238 | 97 | 216 | 38 |



- 51% were in agreement with proposals for a new inclusive play park, while 45% disagreed.
- The net perception (+6 percentage points) tended towards agreement.



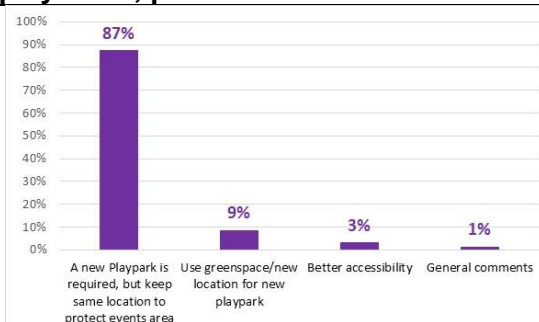
- Only 39% were in agreement with the proposal to move and expand the existing events space towards the Pit Head.
- 57% disagreed, and the net perception (-18 percentage points) tended towards disagreement.



- 68% agreed with the proposal to create a natural play area on the existing play park, while 29% disagreed.
- The net perception (+39 percentage points) was strongly in agreement.

Q27. If you would like to comment on any aspect of playpark redevelopment, greenspace (used for events) or the natural play area, please do so here

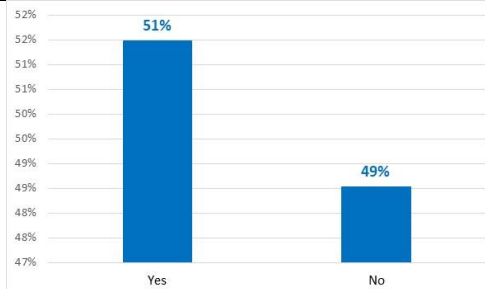
- Most comments related to a new play park being required, but kept to the same location to protect the events area.
- Other comments related to the use of greenspace for a new play park, and better accessibility.



Lochore Meadows Play Park Design Feedback

Q28. Would you like to see and comment on the design proposals for the new playpark?

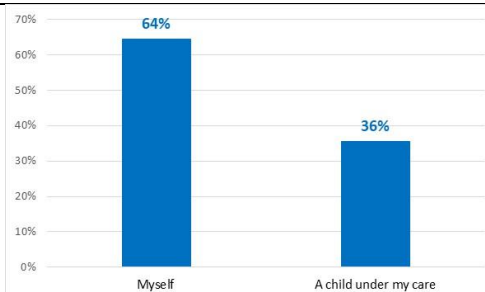
| | Number |
|-----|--------|
| Yes | 557 |
| No | 525 |



- Approximately half of respondents chose to view and comment on design proposals for the new play park.

Q29. Who are you answering on behalf of?

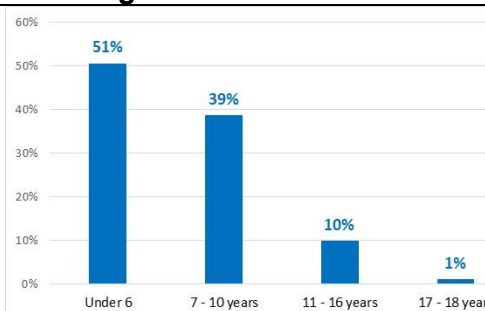
| | Number |
|-----------------------|--------|
| Myself | 359 |
| A child under my care | 198 |



- Two thirds answered for themselves, while one third answered on behalf of a child under their care.

Q30. What age are you or the child you are answering on behalf of?

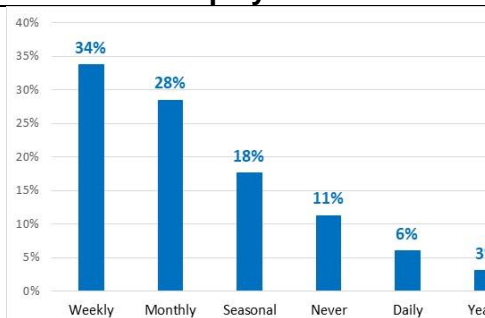
| | Number |
|---------------|--------|
| Under 6 | 98 |
| 7 - 10 years | 75 |
| 11 - 16 years | 19 |
| 17 - 18 years | 2 |



- Most were answering for a child under 6, or between the ages of 7 and 10 years.

Q31. On average, how often do you use Lochore Meadows play area?

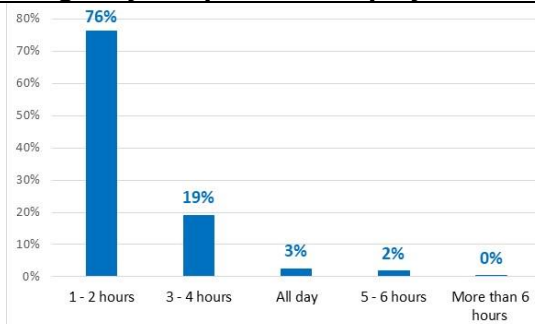
| | Number |
|----------|--------|
| Weekly | 186 |
| Monthly | 157 |
| Seasonal | 97 |
| Never | 62 |
| Daily | 33 |
| Yearly | 17 |



- Two thirds use the play area at Lochore Meadows on a weekly basis or monthly basis.

Q32. When you visit Lochore Meadows, how long do you spend at the play area?

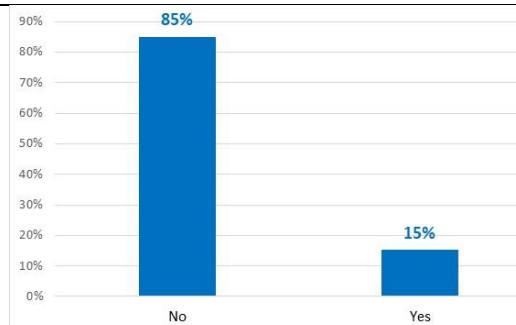
| | Number |
|-------------------|--------|
| 1 - 2 hours | 390 |
| 3 - 4 hours | 98 |
| All day | 13 |
| 5 - 6 hours | 9 |
| More than 6 hours | 2 |



- Three quarters spend between 1 and 2 hours at the play area in a typical visit.

Q33. Do you, or the child you are answering on behalf of, have additional needs when it comes to play?

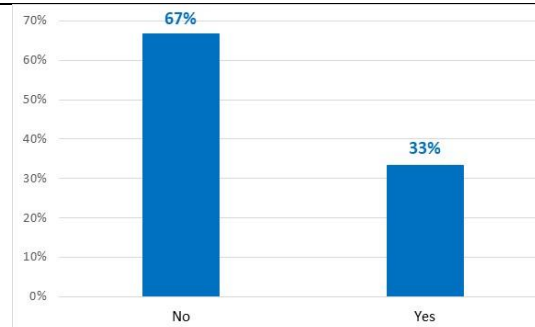
| | Number |
|-----|--------|
| No | 473 |
| Yes | 84 |



- 15% of children were reported as having additional needs when it comes to play.

Q34. If you have answered yes above, do those additional needs require a wheelchair or other wheeled aid?

| | Number |
|-----|--------|
| No | 56 |
| Yes | 28 |



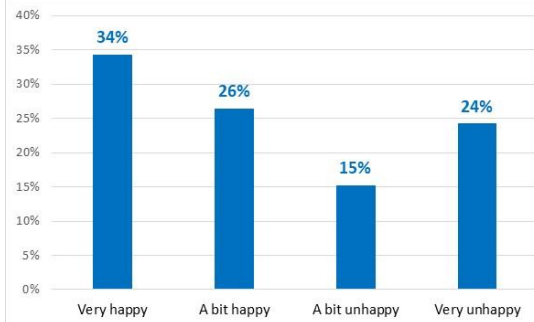
- Of those with additional needs for play, one in three require a wheelchair or other wheeled aid.

Q35. If so, what do you, or the child you are answering on behalf of, value most when it comes to wheelchair accessible play?

- 20 comments received, mainly around accessibility issues

Q36. How happy are you with the proposed design for the accessible play park at Lochore Meadows?

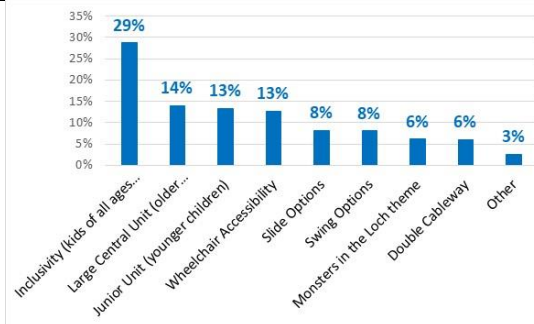
| | Number |
|---------------|--------|
| Very happy | 187 |
| A bit happy | 144 |
| A bit unhappy | 83 |
| Very unhappy | 132 |



- The majority (60%) were happy with the proposed design, while 39% were unhappy.

Q37. What are your favourite aspects of the proposed design for Lochore Meadows Adventure Play Area? (select up to 3)

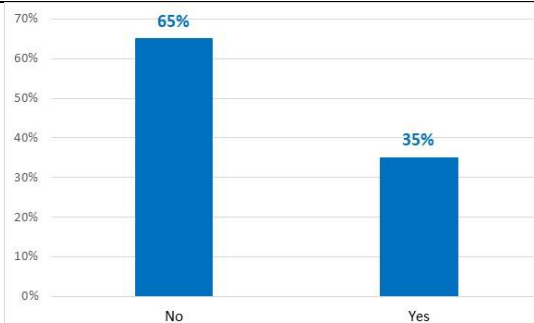
| | Number |
|--|--------|
| Inclusivity (kids of all ages and abilities) | 288 |
| Large Central Unit (older children) | 140 |
| Junior Unit (younger children) | 134 |
| Wheelchair Accessibility | 127 |
| Slide Options | 82 |
| Swing Options | 81 |
| Monsters in the Loch theme | 62 |
| Double Cableway | 61 |
| Other | 26 |



- Inclusivity for kids of all ages and abilities was the favourite aspect of the proposed design for the new adventure play area.
- Aspects of this included the Large Central Unit for older children, the Junior Unit for younger children, and wheelchair accessibility.

Q38. Are you happy with the proposed location of the new play area at Lochore Meadows?

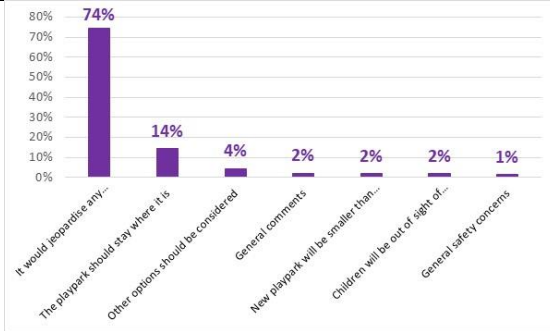
| | Number |
|-----|--------|
| No | 362 |
| Yes | 195 |



- Two thirds are not happy with the proposed location of the new play area at Lochore Meadows.

Q39. If you have answered No, please provide a reason for your answer

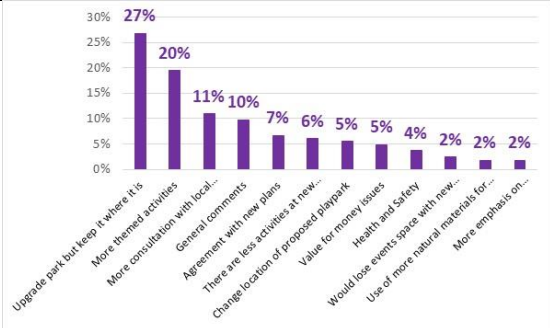
| Theme | Number |
|---|--------|
| It would jeopardise any events/greenspace activities that take place | 254 |
| The playpark should stay where it is | 49 |
| Other options should be considered | 15 |
| General comments | 7 |
| New playpark will be smaller than existing one | 6 |
| Children will be out of sight of parents if it is moved to new location | 6 |
| General safety concerns | 5 |



- The main reason given for this was that it would jeopardise any events or greenspace activities that take place
- Some commented that the playpark should stay where it is, or other options should be considered.
- Concerns included: the size of the new playpark, children will be out of sight of parents if it is moved to a new location, and other general safety concerns.

Q40. Do you have any additional comments about the proposed design for Lochore Meadows Inclusive Play Area? (e.g. theme ideas)

| Theme | No. |
|---|-----|
| Upgrade park, but keep it where it is | 44 |
| More themed activities | 32 |
| More consultation with local community is needed | 18 |
| General comments | 16 |
| Agreement with new plans | 11 |
| There are less activities at new proposed park than the old one | 10 |
| Change location of proposed playpark | 9 |
| Value for money issues | 8 |
| Health and Safety | 6 |
| Would lose events space with new proposals | 4 |
| Use of more natural materials for playpark facilities | 3 |
| More emphasis on mining/environmental heritage | 3 |

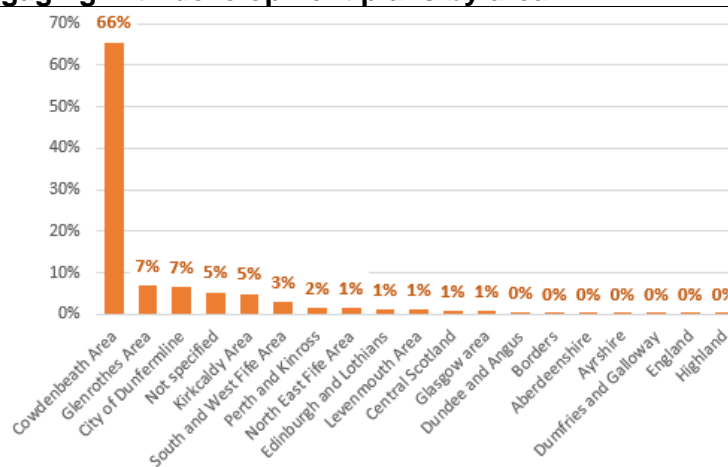


- A variety of additional comments were received (see above)

Respondent Profile

Q41. Understanding who is engaging with development plans by area.

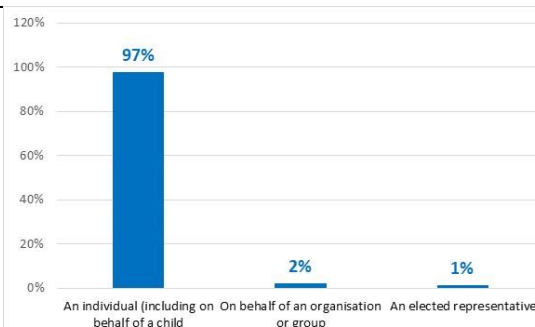
| | Number |
|--------------------------|--------|
| Cowdenbeath Area | 685 |
| Glenrothes Area | 73 |
| City of Dunfermline | 69 |
| Not specified | 55 |
| Kirkcaldy Area | 52 |
| South and West Fife Area | 30 |
| Perth and Kinross | 17 |
| North East Fife Area | 15 |
| Edinburgh and Lothians | 11 |
| Levenmouth Area | 11 |
| Central Scotland | 8 |
| Glasgow area | 8 |
| Dundee and Angus | 4 |
| Borders | 2 |
| Aberdeenshire | 1 |
| Ayrshire | 1 |
| Dumfries and Galloway | 1 |
| England | 1 |
| Highland | 1 |



- Two thirds of respondents were from the Cowdenbeath Area of Fife (including Ballingry, Lochore, Glenraig, Crosshill, Cowdenbeath, Lochgelly and Kelty)

Q42. Are you responding as

| | Number |
|--|--------|
| An individual (including on behalf of a child) | 1018 |
| On behalf of an organisation or group | 18 |
| An elected representative | 9 |



- 1018 individuals (including on behalf of a child) and 9 elected representatives responded to the survey
- 18 representations were made on behalf of 12 groups or organisations.

Q43. Name of organisation or group (if applicable)

| Organisation or Group (18 representations) |
|--|
| Accessible Tourism in Fife (would love Fife to be the most accessible holiday destination in the UK) |
| Ballingry |
| Benarty |
| Benarty events group (7 separate responses) |
| Benarty fairy wood. |
| Blacksquid Photography |
| Dunnikier Country Park redevelopment group |
| Friends of Lochore Meadows |
| Forth Rivers Trust |
| Kirkcaldy Probus walking group |
| Proludic Limited |
| The Scottish Newfoundland club |

Q44. What is your Age?

| | Number |
|-------------|--------|
| 50 to 69 | 460 |
| 30 to 49 | 455 |
| 18 to 29 | 108 |
| 70 and over | 37 |
| Under 18 | 13 |

| Age Group | Percentage |
|-------------|------------|
| 50 to 69 | 43% |
| 30 to 49 | 42% |
| 18 to 29 | 10% |
| 70 and over | 3% |
| Under 18 | 1% |

- The majority of responses were received from adults aged between 30 and 69, with younger people and older adults being in the minority.

Q45. Do you identify as?

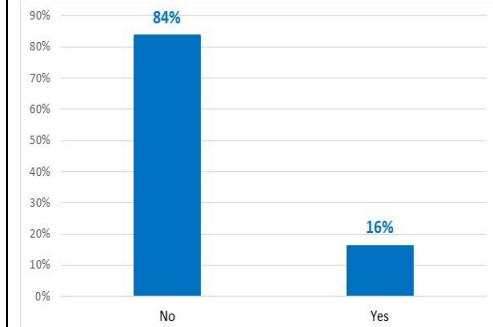
| | Number |
|-------------------------|--------|
| Female | 759 |
| Male | 274 |
| Prefer not to say | 32 |
| Prefer to self describe | 4 |

| Gender | Percentage |
|-------------------------|------------|
| Female | 71% |
| Male | 26% |
| Prefer not to say | 3% |
| Prefer to self describe | 0% |

- Females accounted for three out of every four respondents.

Q46. Do you consider yourself to have a disability?

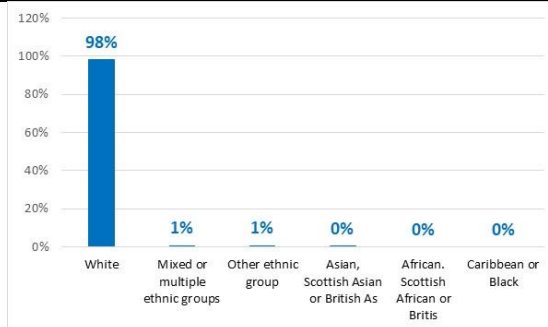
| | Number |
|-----|--------|
| No | 896 |
| Yes | 175 |



- One in six respondents considered themselves to have a disability.

Q47. What best describes your ethnic group?

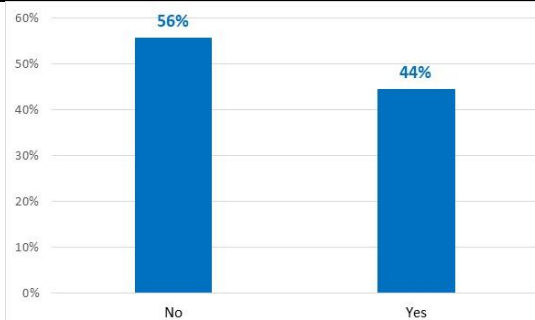
| | Number |
|--|--------|
| White | 1046 |
| Mixed or multiple ethnic groups | 8 |
| Other ethnic group | 7 |
| Asian, Scottish Asian or British Asian | 3 |
| African, Scottish African or British African | 0 |
| Caribbean or Black | 0 |



- The majority of respondents were of a white ethnic background.

Q25. Did you know that you can make donations to the Friends of Lochore Meadows (FOLM) towards the upkeep of the park at various locations throughout the park?

| | Number |
|-----|--------|
| No | 588 |
| Yes | 469 |



- Just under half of visitors were aware that donations could be made towards the upkeep of the park at various locations within the park.